

122 MULTI UV WASH

Hazard Alert Code:
HIGH

Chemwatch Material Safety Data Sheet (REVIEW)

Revision No: 2.0

Chemwatch 21-9292

Issue Date: 13-Nov-2009

CD 2009/3

Section 1 - CHEMICAL PRODUCT AND COMPANY IDENTIFICATION

PRODUCT NAME

122 Multi UV Wash

PROPER SHIPPING NAME

ENVIRONMENTALLY HAZARDOUS SUBSTANCE, LIQUID, N.O.S.(contains naphtha petroleum, light aromatic solvent)

PRODUCT USE

■ Used according to manufacturer's directions. Printing industry use only.

SUPPLIER

Company: Hurst Australia Pty Ltd

Address:

10 Bellona Avenue

Regents Park

NSW, 2143

AUS






Telephone: +61 2 9644 6888

Emergency Tel: +61 2 9644 6888

Fax: +61 2 9644 6534

Email: info@hurst.com.au

HAZARD RATINGS

	Min	Max
Flammability:	1	
Toxicity:	2	
Body Contact:	2	
Reactivity:	2	
Chronic:	3	



Min/Nil=0
Low=1
Moderate=2
High=3
Extreme=4

Section 2 - HAZARDS IDENTIFICATION

STATEMENT OF HAZARDOUS NATURE

HAZARDOUS SUBSTANCE. DANGEROUS GOODS. According to the Criteria of NOHSC, and the ADG Code.

COMBUSTIBLE LIQUID, regulated under AS1940 for Bulk Storage purposes only.

POISONS SCHEDULE

S6

RISK

- Harmful by inhalation in contact with skin and if swallowed.
- Can become highly flammable in use.
- Irritating to eyes respiratory system and skin.
- May cause CANCER.
- Toxic to aquatic organisms may cause long-term adverse effects in the aquatic environment.
- HARMFUL - May cause lung damage if swallowed.
- Repeated exposure may cause skin dryness and cracking.
- Vapours may cause drowsiness and dizziness.
- Cumulative effects may result following exposure*.
- May be harmful to the foetus/ embryo*.
- May possibly affect fertility*.

* (limited evidence).

SAFETY

- Keep locked up.
- Do not breathe gas/ fumes/ vapour/ spray.
- In case of insufficient ventilation wear suitable respiratory equipment.
- Use only in well ventilated areas.
- Keep container in a well ventilated place.
- Avoid exposure - obtain special instructions before use.
- To clean the floor and all objects contaminated by this material use water.
- Keep container tightly closed.
- This material and its container must be disposed of in a safe way.
- Keep away from food drink and animal feeding stuffs.
- In case of contact with eyes rinse with plenty of water and contact Doctor or Poisons Information Centre.
- Use appropriate container to avoid environment contamination.
- Avoid release to the environment. Refer to special instructions/

122 MULTI UV WASH

Hazard Alert Code:
HIGH

Chemwatch Material Safety Data Sheet (REVIEW)

Revision No: 2.0

Chemwatch 21-9292

Issue Date: 13-Nov-2009

CD 2009/3

safety data sheets.

- This material and its container must be disposed of as hazardous waste.

Section 3 - COMPOSITION / INFORMATION ON INGREDIENTS

NAME	CAS RN	%
naphtha petroleum, light aromatic solvent	64742-95-6	30-60
ethylene glycol monobutyl ether	111-76-2	15-30
dipropylene glycol monomethyl ether	34590-94-8	15-30
non-ionic surfactants & deodorisers		<10

Section 4 - FIRST AID MEASURES

SWALLOWED

-
- If swallowed do NOT induce vomiting.
- If vomiting occurs, lean patient forward or place on left side (head-down position, if possible) to maintain open airway and prevent aspiration.
- Observe the patient carefully.
- Never give liquid to a person showing signs of being sleepy or with reduced awareness; i.e. becoming unconscious.
- Give water to rinse out mouth, then provide liquid slowly and as much as casualty can comfortably drink.
- Seek medical advice.
- Avoid giving milk or oils.
- Avoid giving alcohol.
- If spontaneous vomiting appears imminent or occurs, hold patient's head down, lower than their hips to help avoid possible aspiration of vomitus.

EYE

- If this product comes in contact with the eyes:
 - Wash out immediately with fresh running water.
 - Ensure complete irrigation of the eye by keeping eyelids apart and away from eye and moving the eyelids by occasionally lifting the upper and lower lids.
 - If pain persists or recurs seek medical attention.
 - Removal of contact lenses after an eye injury should only be undertaken by skilled personnel.

SKIN

- If skin contact occurs:
 - Immediately remove all contaminated clothing, including footwear.
 - Flush skin and hair with running water (and soap if available).
 - Seek medical attention in event of irritation.

INHALED

-
- If fumes or combustion products are inhaled remove from contaminated area.
- Lay patient down. Keep warm and rested.
- Prostheses such as false teeth, which may block airway, should be removed, where possible, prior to initiating first aid procedures.
- Apply artificial respiration if not breathing, preferably with a demand valve resuscitator, bag-valve mask device, or pocket mask as trained. Perform CPR if necessary.
- Transport to hospital, or doctor, without delay.

NOTES TO PHYSICIAN

- Any material aspirated during vomiting may produce lung injury. Therefore emesis should not be induced mechanically or pharmacologically. Mechanical means should be used if it is considered necessary to evacuate the stomach contents; these include gastric lavage after endotracheal intubation. If spontaneous vomiting has occurred after ingestion, the patient should be monitored for difficult breathing, as adverse effects of aspiration into the lungs may be delayed up to 48 hours. For acute or short term repeated exposures to petroleum distillates or related hydrocarbons:
 - Primary threat to life, from pure petroleum distillate ingestion and/or inhalation, is respiratory failure.
 - Patients should be quickly evaluated for signs of respiratory distress (e.g. cyanosis, tachypnoea, intercostal retraction, obtundation) and given oxygen. Patients with inadequate tidal volumes or poor arterial blood gases (pO₂ 50 mm Hg) should be intubated.
 - Arrhythmias complicate some hydrocarbon ingestion and/or inhalation and electrocardiographic evidence of myocardial injury has been reported; intravenous lines and cardiac monitors should be established in obviously symptomatic patients. The lungs excrete inhaled solvents, so that hyperventilation improves clearance.
 - A chest x-ray should be taken immediately after stabilisation of breathing and circulation to document aspiration and detect the presence of pneumothorax.
 - Epinephrine (adrenalin) is not recommended for treatment of bronchospasm because of potential myocardial sensitisation to catecholamines. Inhaled cardioselective bronchodilators (e.g. Alupent, Salbutamol) are the preferred agents, with aminophylline a second choice.

122 MULTI UV WASH

Hazard Alert Code:
HIGH

Chemwatch Material Safety Data Sheet (REVIEW)

Revision No: 2.0

Chemwatch 21-9292

Issue Date: 13-Nov-2009

CD 2009/3

- Lavage is indicated in patients who require decontamination; ensure use of cuffed endotracheal tube in adult patients. [Ellenhorn and Barceloux: Medical Toxicology]

Treat symptomatically.

Followed acute or short term repeated exposures to ethylene glycol monoalkyl ethers and their acetates:

- Hepatic metabolism produces ethylene glycol as a metabolite.
- Clinical presentation, following severe intoxication, resembles that of ethylene glycol exposures.
- Monitoring the urinary excretion of the alkoxyacetic acid metabolites may be a useful indication of exposure.

[Ellenhorn and Barceloux: Medical Toxicology]. For acute or short term repeated exposures to ethylene glycol:

- Early treatment of ingestion is important. Ensure emesis is satisfactory.
- Test and correct for metabolic acidosis and hypocalcaemia.
- Apply sustained diuresis when possible with hypertonic mannitol.
- Evaluate renal status and begin haemodialysis if indicated. [I.L.O]
- Rapid absorption is an indication that emesis or lavage is effective only in the first few hours. Cathartics and charcoal are generally not effective.
- Correct acidosis, fluid/electrolyte balance and respiratory depression in the usual manner. Systemic acidosis (below 7.2) can be treated with intravenous sodium bicarbonate solution.
- Ethanol therapy prolongs the half-life of ethylene glycol and reduces the formation of toxic metabolites.
- Pyridoxine and thiamine are cofactors for ethylene glycol metabolism and should be given (50 to 100 mg respectively) intramuscularly, four times per day for 2 days.
- Magnesium is also a cofactor and should be replenished. The status of 4-methylpyrazole, in the treatment regime, is still uncertain. For clearance of the material and its metabolites, haemodialysis is much superior to peritoneal dialysis.

[Ellenhorn and Barceloux: Medical Toxicology] It has been suggested that there is a need for establishing a new biological exposure limit before a workshift that is clearly below 100 mmol ethoxy-acetic acids per mole creatinine in morning urine of people occupationally exposed to ethylene glycol ethers. This arises from the finding that an increase in urinary stones may be associated with such exposures.

Laitinen J., et al: Occupational & Environmental Medicine 1996; 53, 595-600.

Section 5 - FIRE FIGHTING MEASURES

EXTINGUISHING MEDIA

- Do not use a water jet to fight fire.

FIRE FIGHTING

-
- Alert Fire Brigade and tell them location and nature of hazard.
- Wear full body protective clothing with breathing apparatus.
- Prevent, by any means available, spillage from entering drains or water course.
- Use water delivered as a fine spray to control fire and cool adjacent area.
- Avoid spraying water onto liquid pools.
- DO NOT approach containers suspected to be hot.
- Cool fire exposed containers with water spray from a protected location.
- If safe to do so, remove containers from path of fire.

FIRE/EXPLOSION HAZARD

-
- Combustible.
- Slight fire hazard when exposed to heat or flame.
- Heating may cause expansion or decomposition leading to violent rupture of containers.
- On combustion, may emit toxic fumes of carbon monoxide (CO).
- May emit acrid smoke.
- Mists containing combustible materials may be explosive.

Combustion products include: carbon dioxide (CO₂), other pyrolysis products typical of burning organic material.

May emit clouds of acrid smoke.

FIRE INCOMPATIBILITY

-
- Avoid contamination with oxidising agents i.e. nitrates, oxidising acids, chlorine bleaches, pool chlorine etc. as ignition may result

HAZCHEM

*3Z

Section 6 - ACCIDENTAL RELEASE MEASURES

EMERGENCY PROCEDURES

MINOR SPILLS

- Environmental hazard - contain spillage.
- Clean up all spills immediately.
- Avoid breathing vapours and contact with skin and eyes.
- Control personal contact by using protective equipment.
- Contain and absorb spill with sand, earth, inert material or vermiculite.
- Wipe up.

122 MULTI UV WASH

Hazard Alert Code:
HIGH

Chemwatch Material Safety Data Sheet (REVIEW)

Revision No: 2.0

Chemwatch 21-9292

Issue Date: 13-Nov-2009

CD 2009/3

- Place in a suitable, labelled container for waste disposal.

MAJOR SPILLS

- - Clear area of personnel and move upwind.
 - Alert Fire Brigade and tell them location and nature of hazard.
 - Wear full body protective clothing with breathing apparatus.
 - Prevent, by all means available, spillage from entering drains or water courses.
 - Consider evacuation (or protect in place).
 - No smoking, naked lights or ignition sources.
 - Increase ventilation.
 - Stop leak if safe to do so.
 - Water spray or fog may be used to disperse / absorb vapour.
 - Contain or absorb spill with sand, earth or vermiculite.
 - Collect recoverable product into labelled containers for recycling.
 - Collect solid residues and seal in labelled drums for disposal.
 - Wash area and prevent runoff into drains.
 - After clean up operations, decontaminate and launder all protective clothing and equipment before storing and re-using.
 - If contamination of drains or waterways occurs, advise emergency services.

Environmental hazard - contain spillage.

Chemical Class: ester and ethers

For release onto land: recommended sorbents listed in order of priority.

SORBENT TYPE	RANK	APPLICATION	COLLECTION	LIMITATIONS
LAND SPILL - SMALL				
cross-linked polymer - particulate	1	shovel	shovel	R, W, SS
cross-linked polymer - pillow	1	throw	pitchfork	R, DGC, RT
sorbent clay - particulate	2	shovel	shovel	R, I, P
wood fiber - particulate	3	shovel	shovel	R, W, P, DGC
wood fiber - pillow	3	throw	pitchfork	R, P, DGC, RT
treated wood fiber - pillow	3	throw	pitchfork	DGC, RT
LAND SPILL - MEDIUM				
cross-linked polymer - particulate	1	blower	skid loader	R, W, SS
cross-linked polymer - pillow	2	throw	skid loader	R, DGC, RT
sorbent clay - particulate	3	blower	skid loader	R, I, P
polypropylene - particulate	3	blower	skid loader	W, SS, DGC
expanded mineral - particulate	4	blower	skid loader	R, I, W, P, DGC
wood fiber - particulate	4	blower	skid loader	R, W, P, DGC

Legend

DGC: Not effective where ground cover is dense

R: Not reusable

I: Not incinerable

P: Effectiveness reduced when rainy

RT: Not effective where terrain is rugged

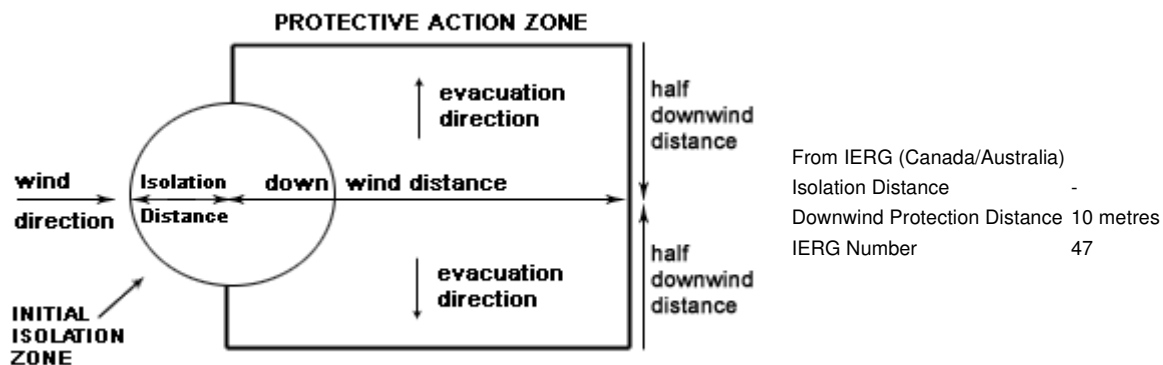
SS: Not for use within environmentally sensitive sites

W: Effectiveness reduced when windy

Reference: Sorbents for Liquid Hazardous Substance Cleanup and Control;

R.W Melvold et al: Pollution Technology Review No. 150: Noyes Data Corporation 1988.

PROTECTIVE ACTIONS FOR SPILL



122 MULTI UV WASH

Hazard Alert Code:
HIGH

Chemwatch Material Safety Data Sheet (REVIEW)

Revision No: 2.0

Chemwatch 21-9292

Issue Date: 13-Nov-2009

CD 2009/3

FOOTNOTES

1 PROTECTIVE ACTION ZONE is defined as the area in which people are at risk of harmful exposure. This zone assumes that random changes in wind direction confines the vapour plume to an area within 30 degrees on either side of the predominant wind direction, resulting in a crosswind protective action distance equal to the downwind protective action distance.

2 PROTECTIVE ACTIONS should be initiated to the extent possible, beginning with those closest to the spill and working away from the site in the downwind direction. Within the protective action zone a level of vapour concentration may exist resulting in nearly all unprotected persons becoming incapacitated and unable to take protective action and/or incurring serious or irreversible health effects.

3 INITIAL ISOLATION ZONE is determined as an area, including upwind of the incident, within which a high probability of localised wind reversal may expose nearly all persons without appropriate protection to life-threatening concentrations of the material.

4 SMALL SPILLS involve a leaking package of 200 litres (55 US gallons) or less, such as a drum (jerrican or box with inner containers). Larger packages leaking less than 200 litres and compressed gas leaking from a small cylinder are also considered "small spills". LARGE SPILLS involve many small leaking packages or a leaking package of greater than 200 litres, such as a cargo tank, portable tank or a "one-tonne" compressed gas cylinder.

5 Guide 171 is taken from the US DOT emergency response guide book.

6 IERG information is derived from CANUTEC - Transport Canada.

Personal Protective Equipment advice is contained in Section 8 of the MSDS.

Section 7 - HANDLING AND STORAGE

PROCEDURE FOR HANDLING

■

- Containers, even those that have been emptied, may contain explosive vapours.
- Do NOT cut, drill, grind, weld or perform similar operations on or near containers.
- DO NOT allow clothing wet with material to stay in contact with skin

The tendency of many ethers to form explosive peroxides is well documented. Ethers lacking non-methyl hydrogen atoms adjacent to the ether link are thought to be relatively safe

- DO NOT concentrate by evaporation, or evaporate extracts to dryness, as residues may contain explosive peroxides with DETONATION potential.
- Any static discharge is also a source of hazard.
- Before any distillation process remove trace peroxides by shaking with excess 5% aqueous ferrous sulfate solution or by percolation through a column of activated alumina.
- Distillation results in uninhibited ether distillate with considerably increased hazard because of risk of peroxide formation on storage.
- Add inhibitor to any distillate as required.
- When solvents have been freed from peroxides by percolation through columns of activated alumina, the absorbed peroxides must promptly be desorbed by treatment with polar solvents such as methanol or water, which should then be disposed of safely.

The substance accumulates peroxides which may become hazardous only if it evaporates or is distilled or otherwise treated to concentrate the peroxides. The substance may concentrate around the container opening for example.

Purchases of peroxidisable chemicals should be restricted to ensure that the chemical is used completely before it can become peroxidised.

- A responsible person should maintain an inventory of peroxidisable chemicals or annotate the general chemical inventory to indicate which chemicals are subject to peroxidation. An expiration date should be determined. The chemical should either be treated to remove peroxides or disposed of before this date.
- The person or laboratory receiving the chemical should record a receipt date on the bottle. The individual opening the container should add an opening date.
- Unopened containers received from the supplier should be safe to store for 18 months.
- Opened containers should not be stored for more than 12 months.
- Electrostatic discharge may be generated during pumping - this may result in fire.
- Ensure electrical continuity by bonding and grounding (earthing) all equipment.
- Restrict line velocity during pumping in order to avoid generation of electrostatic discharge (≤ 1 m/sec until fill pipe submerged to twice its diameter, then ≤ 7 m/sec).
- Avoid splash filling.
- Do NOT use compressed air for filling discharging or handling operations.
- Avoid all personal contact, including inhalation.
- Wear protective clothing when risk of exposure occurs.
- Use in a well-ventilated area.
- Prevent concentration in hollows and sumps.
- DO NOT enter confined spaces until atmosphere has been checked.
- Avoid smoking, naked lights or ignition sources.
- Avoid contact with incompatible materials.
- When handling, DO NOT eat, drink or smoke.
- Keep containers securely sealed when not in use.
- Avoid physical damage to containers.
- Always wash hands with soap and water after handling.
- Work clothes should be laundered separately.
- Use good occupational work practice.
- Observe manufacturer's storing and handling recommendations.
- Atmosphere should be regularly checked against established exposure standards to ensure safe working conditions.

SUITABLE CONTAINER

■

- Metal can or drum

122 MULTI UV WASH

Hazard Alert Code:
HIGH

Chemwatch Material Safety Data Sheet (REVIEW)

Revision No: 2.0

Chemwatch 21-9292

Issue Date: 13-Nov-2009

CD 2009/3

- Packaging as recommended by manufacturer.
- Check all containers are clearly labelled and free from leaks.


STORAGE INCOMPATIBILITY

-
- Avoid reaction with oxidising agents

STORAGE REQUIREMENTS

-
- Store in original containers.
- Keep containers securely sealed.
- Store in a cool, dry, well-ventilated area.
- Store away from incompatible materials and foodstuff containers.
- Protect containers against physical damage and check regularly for leaks.
- Observe manufacturer's storing and handling recommendations.

SAFE STORAGE WITH OTHER CLASSIFIED CHEMICALS



X: Must not be stored together

O: May be stored together with specific preventions

+: May be stored together

Section 8 - EXPOSURE CONTROLS / PERSONAL PROTECTION

EXPOSURE CONTROLS

Source	Material	TWA ppm	TWA mg/m ³	STEL ppm	STEL mg/m ³	Peak ppm	Peak mg/m ³	TWA F/CC	Notes
Australia Exposure Standards	122 Multi UV Wash (Petrol (gasoline))		900						(see Chapter 16)
Australia Exposure Standards	naphtha petroleum, light aromatic solvent (Petrol (gasoline))		900						(see Chapter 16)
Australia Exposure Standards	ethylene glycol monobutyl ether (2- Butoxyethanol)	20	96.9	50	242				Sk
Australia Exposure Standards	dipropylene glycol monomethyl ether ((2-Methoxymethylethoxy) propanol)	50	308						Sk

EMERGENCY EXPOSURE LIMITS

Material	Revised IDLH Value (mg/m3)	Revised IDLH Value (ppm)
ethylene glycol monobutyl ether		700 [Unch]
dipropylene glycol monomethyl ether		600

MATERIAL DATA

122 MULTI UV WASH:

■ for dipropylene glycol monomethyl ether:

The TLV-TWA and STEL recommendations were thought to be sufficiently low to prevent objectionable irritation and provide a considerable safety factor against CNS impairment. In view of the large dose required to cause weight loss and narcosis in rabbits the skin notation is being reviewed.

Probable minimum concentration that may cause minor nasal irritation is about 35 ppm.

Probable minimum concentration that may cause tolerable eye, throat, and respiratory irritation is about 75 ppm.

Lowest concentration at which vapour is rated tolerable 80 ppm.

Based on these criteria it is possible that an occasional person may find the vapour of dipropylene glycol monomethyl ether intolerable at the recommended 100 ppm TLV.

Dermal absorption of the substance under specific experimental conditions led to narcotic effects and consequent deaths.

However, only slight narcotic effects were seen after several hours exposure of rats to

aerosols which wet the fur of animals. Rabbits tolerated dermal application of 3.0 ml/kg per day without effects. A skin designation is thought to be unnecessary by the MAK committee, in contrast with others.

Odour threshold: 0.25 ppm.

The TLV-TWA is protective against ocular and upper respiratory tract irritation and is recommended for bulk handling of gasoline based on calculations of hydrocarbon content of gasoline vapour. A STEL is recommended to prevent mucous membrane and

122 MULTI UV WASH

Hazard Alert Code:
HIGH

Chemwatch Material Safety Data Sheet (REVIEW)

Revision No: 2.0

Chemwatch 21-9292

Issue Date: 13-Nov-2009

CD 2009/3

ocular irritation and prevention of acute depression of the central nervous system. Because of the wide variation in molecular weights of its components, the conversion of ppm to mg/m³ is approximate. Sweden recommends hexane type limits of 100 ppm and heptane and octane type limits of 300 ppm. Germany does not assign a value because of the widely differing compositions and resultant differences in toxic properties.

Odour Safety Factor (OSF)

OSF=0.042 (gasoline).

For ethylene glycol monobutyl ether (2-butoxyethanol)

Odour Threshold Value: 0.10 ppm (detection), 0.35 ppm (recognition)

Although rats appear to be more susceptible than other animals anaemia is not uncommon amongst humans following exposure. The TLV reflects the need to maintain exposures below levels found to cause blood changes in experimental animals. It is concluded that this limit will reduce the significant risk of irritation, haematologic effects and other systemic effects observed in humans and animals exposed to higher vapour concentrations. The toxic effects typical of some other glycol ethers (pancytopenia, testis atrophy and teratogenic effects) are not found with this substance.

Odour Safety Factor (OSF)

OSF=2E2 (2-BUTOXYETHANOL).

NAPHTHA PETROLEUM, LIGHT AROMATIC SOLVENT:

■ Sensory irritants are chemicals that produce temporary and undesirable side-effects on the eyes, nose or throat. Historically occupational exposure standards for these irritants have been based on observation of workers' responses to various airborne concentrations. Present day expectations require that nearly every individual should be protected against even minor sensory irritation and exposure standards are established using uncertainty factors or safety factors of 5 to 10 or more. On occasion animal no-observable-effect-levels (NOEL) are used to determine these limits where human results are unavailable. An additional approach, typically used by the TLV committee (USA) in determining respiratory standards for this group of chemicals, has been to assign ceiling values (TLV C) to rapidly acting irritants and to assign short-term exposure limits (TLV STELs) when the weight of evidence from irritation, bioaccumulation and other endpoints combine to warrant such a limit. In contrast the MAK Commission (Germany) uses a five-category system based on intensive odour, local irritation, and elimination half-life. However this system is being replaced to be consistent with the European Union (EU) Scientific Committee for Occupational Exposure Limits (SCOEL); this is more closely allied to that of the USA.

OSHA (USA) concluded that exposure to sensory irritants can:

- cause inflammation
- cause increased susceptibility to other irritants and infectious agents
- lead to permanent injury or dysfunction
- permit greater absorption of hazardous substances and
- acclimate the worker to the irritant warning properties of these substances thus increasing the risk of overexposure.

Odour threshold: 0.25 ppm.

The TLV-TWA is protective against ocular and upper respiratory tract irritation and is recommended for bulk handling of gasoline based on calculations of hydrocarbon content of gasoline vapour. A STEL is recommended to prevent mucous membrane and ocular irritation and prevention of acute depression of the central nervous system. Because of the wide variation in molecular weights of its components, the conversion of ppm to mg/m³ is approximate. Sweden recommends hexane type limits of 100 ppm and heptane and octane type limits of 300 ppm. Germany does not assign a value because of the widely differing compositions and resultant differences in toxic properties.

Odour Safety Factor (OSF)

OSF=0.042 (gasoline).

WARNING: This substance is classified by the NOHSC as Category 2 Probable Human Carcinogen.

REL TWA: 25-100 ppm*, 125 mg/m³* [Various Manufacturers]CEL TWA: 50 ppm, 125 mg/m³

ETHYLENE GLYCOL MONOBUTYL ETHER:

■ For ethylene glycol monobutyl ether (2-butoxyethanol)

Odour Threshold Value: 0.10 ppm (detection), 0.35 ppm (recognition)

Although rats appear to be more susceptible than other animals anaemia is not uncommon amongst humans following exposure. The TLV reflects the need to maintain exposures below levels found to cause blood changes in experimental animals. It is concluded that this limit will reduce the significant risk of irritation, haematologic effects and other systemic effects observed in humans and animals exposed to higher vapour concentrations. The toxic effects typical of some other glycol ethers (pancytopenia, testis atrophy and teratogenic effects) are not found with this substance.

Odour Safety Factor (OSF)

OSF=2E2 (2-BUTOXYETHANOL).

Exposed individuals are reasonably expected to be warned, by smell, that the Exposure Standard is being exceeded.

Odour Safety Factor (OSF) is determined to fall into either Class A or B.

The Odour Safety Factor (OSF) is defined as:

OSF= Exposure Standard (TWA) ppm/ Odour Threshold Value (OTV) ppm

Classification into classes follows:

Class	OSF	Description
A	550	Over 90% of exposed individuals are aware by smell that the Exposure Standard (TLV-TWA for example) is being reached, even when distracted by working activities
B	26-550	As "A" for 50-90% of persons being distracted
C	1-26	As "A" for less than 50% of persons being distracted
D	0.18-1	10-50% of persons aware of being tested perceive by smell that the Exposure Standard is being reached
E	<0.18	As "D" for less than 10% of persons aware of being tested

DIPROPYLENE GLYCOL MONOMETHYL ETHER:

122 MULTI UV WASH

Hazard Alert Code:
HIGH

Chemwatch Material Safety Data Sheet (REVIEW)

Revision No: 2.0

Chemwatch 21-9292

Issue Date: 13-Nov-2009

CD 2009/3

■ for dipropylene glycol monomethyl ether:

The TLV-TWA and STEL recommendations were thought to be sufficiently low to prevent objectionable irritation and provide a considerable safety factor against CNS impairment. In view of the large dose required to cause weight loss and narcosis in rabbits the skin notation is being reviewed.

Probable minimum concentration that may cause minor nasal irritation is about 35 ppm.

Probable minimum concentration that may cause tolerable eye, throat, and respiratory irritation is about 75 ppm.

Lowest concentration at which vapour is rated tolerable 80 ppm.


Based on these criteria it is possible that an occasional person may find the vapour of dipropylene glycol monomethyl ether intolerable at the recommended 100 ppm TLV.

Dermal absorption of the substance under specific experimental conditions led to narcotic effects and consequent deaths.

However, only slight narcotic effects were seen after several hours exposure of rats to

aerosols which wet the fur of animals. Rabbits tolerated dermal application of 3.0 ml/kg per day without effects. A skin designation is thought to be unnecessary by the MAK committee, in contrast with others.

PERSONAL PROTECTION



EYE

-
- Safety glasses with side shields.
- Chemical goggles.
- Contact lenses may pose a special hazard; soft contact lenses may absorb and concentrate irritants. A written policy document, describing the wearing of lens or restrictions on use, should be created for each workplace or task. This should include a review of lens absorption and adsorption for the class of chemicals in use and an account of injury experience. Medical and first-aid personnel should be trained in their removal and suitable equipment should be readily available. In the event of chemical exposure, begin eye irrigation immediately and remove contact lens as soon as practicable. Lens should be removed at the first signs of eye redness or irritation - lens should be removed in a clean environment only after workers have washed hands thoroughly. [CDC NIOSH Current Intelligence Bulletin 59]

HANDS/FEET

- - Wear chemical protective gloves, eg. PVC.
 - Wear safety footwear or safety gumboots, eg. Rubber
- Suitability and durability of glove type is dependent on usage. Factors such as:
- frequency and duration of contact,
 - chemical resistance of glove material,
 - glove thickness and
 - dexterity,
- are important in the selection of gloves.

OTHER

-
- Employees working with confirmed human carcinogens should be provided with, and be required to wear, clean, full body protective clothing (smocks, coveralls, or long-sleeved shirt and pants), shoe covers and gloves prior to entering the regulated area.
- Employees engaged in handling operations involving carcinogens should be provided with, and required to wear and use half-face filter-type respirators with filters for dusts, mists and fumes, or air purifying canisters or cartridges. A respirator affording higher levels of protection may be substituted.
- Emergency deluge showers and eyewash fountains, supplied with potable water, should be located near, within sight of, and on the same level with locations where direct exposure is likely.
- Prior to each exit from an area containing confirmed human carcinogens, employees should be required to remove and leave protective clothing and equipment at the point of exit and at the last exit of the day, to place used clothing and equipment in impervious containers at the point of exit for purposes of decontamination or disposal. The contents of such impervious containers must be identified with suitable labels. For maintenance and decontamination activities, authorized employees entering the area should be provided with and required to wear clean, impervious garments, including gloves, boots and continuous-air supplied hood.
- Prior to removing protective garments the employee should undergo decontamination and be required to shower upon removal of the garments and hood.
- Overalls.
- P.V.C. apron.
- Barrier cream.
- Skin cleansing cream.
- Eye wash unit.

RESPIRATOR

■ Where the concentration of gas/particulates in the breathing zone, approaches or exceeds the "Exposure Standard" (or ES), respiratory protection is required.

Degree of protection varies with both face-piece and Class of filter; the nature of protection varies with Type of filter.

Protection Factor	Half-Face Respirator	Full-Face Respirator	Powered Air Respirator
-------------------	----------------------	----------------------	------------------------

122 MULTI UV WASH

Hazard Alert Code:
HIGH

Chemwatch Material Safety Data Sheet (REVIEW)

Revision No: 2.0

Chemwatch 21-9292

Issue Date: 13-Nov-2009

CD 2009/3

10 x ES	A-AUS P	-	A-PAPR-AUS P
20 x ES	-	A-AUS P	-
100 x ES	-	A-2 P	A-PAPR-2 P ^

^ - Full-face.

The local concentration of material, quantity and conditions of use determine the type of personal protective equipment required. For further information consult site specific CHEMWATCH data (if available), or your Occupational Health and Safety Advisor.

ENGINEERING CONTROLS

- Employees exposed to confirmed human carcinogens should be authorized to do so by the employer, and work in a regulated area.
- Work should be undertaken in an isolated system such as a "glove-box". Employees should wash their hands and arms upon completion of the assigned task and before engaging in other activities not associated with the isolated system.
- Within regulated areas, the carcinogen should be stored in sealed containers, or enclosed in a closed system, including piping systems, with any sample ports or openings closed while the carcinogens are contained within.
- Open-vessel systems are prohibited.
- Each operation should be provided with continuous local exhaust ventilation so that air movement is always from ordinary work areas to the operation.
- Exhaust air should not be discharged to regulated areas, non-regulated areas or the external environment unless decontaminated. Clean make-up air should be introduced in sufficient volume to maintain correct operation of the local exhaust system.
- For maintenance and decontamination activities, authorized employees entering the area should be provided with and required to wear clean, impervious garments, including gloves, boots and continuous-air supplied hood. Prior to removing protective garments the employee should undergo decontamination and be required to shower upon removal of the garments and hood.
- Except for outdoor systems, regulated areas should be maintained under negative pressure (with respect to non-regulated areas).
- Local exhaust ventilation requires make-up air be supplied in equal volumes to replaced air.
- Laboratory hoods must be designed and maintained so as to draw air inward at an average linear face velocity of 150 feet/ min. with a minimum of 125 feet/ min. Design and construction of the fume hood requires that insertion of any portion of the employees body, other than hands and arms, be disallowed.

Section 9 - PHYSICAL AND CHEMICAL PROPERTIES

APPEARANCE

Note that all of the monopropylene glycol ethers may exist in two isomeric forms, alpha or beta. The alpha form, which is thermodynamically favored during synthesis, consists of a secondary alcohol configuration. The beta form consists of a primary alcohol. The two isomeric forms are shown above. The di- and tripropylene glycol ethers may form up to 4 and 8 isomeric forms, respectively. Even so, all isomers exhibit either the "alpha" or "beta" configuration, existing as secondary or primary alcohols, respectively. The distribution of isomeric forms for the di- and tripropylene glycols, as with the mono-PGEs, also results in predominantly the alpha form (i.e., a secondary alcohol). It should be noted that only the alpha isomer and isomeric mixtures (consisting predominantly of the alpha isomer) are produced commercially; the purified beta isomer is not produced at this time. Clear liquid with a characteristic odour; miscible with water.

PHYSICAL PROPERTIES

Liquid.

Mixes with water.

Molecular Weight: Not Available	Boiling Range (°C): 150-196	Melting Range (°C): Not Available
Specific Gravity (water=1): 0.89	Solubility in water (g/L): Miscible	pH (as supplied): Not Available
pH (1% solution): Not Available	Vapour Pressure (kPa): Not Available	Volatile Component (%vol): 95
Evaporation Rate: Not Applicable	Relative Vapour Density (air=1): 4.3	Flash Point (°C): 63
Lower Explosive Limit (%): Not Available	Upper Explosive Limit (%): Not Available	Autoignition Temp (°C): Not Available
Decomposition Temp (°C): Not Available	State: Liquid	Viscosity: Not Available

Material	Value
log Kow	0.76-0.83

Section 10 - CHEMICAL STABILITY

CONDITIONS CONTRIBUTING TO INSTABILITY

- Presence of incompatible materials.
- Product is considered stable.
- Hazardous polymerisation will not occur.

For incompatible materials - refer to Section 7 - Handling and Storage.

122 MULTI UV WASH

Hazard Alert Code:
HIGH

Chemwatch Material Safety Data Sheet (REVIEW)

Revision No: 2.0

Chemwatch 21-9292

Issue Date: 13-Nov-2009

CD 2009/3

Section 11 - TOXICOLOGICAL INFORMATION

POTENTIAL HEALTH EFFECTS

ACUTE HEALTH EFFECTS

SWALLOWED

■ Accidental ingestion of the material may be harmful; animal experiments indicate that ingestion of less than 150 gram may be fatal or may produce serious damage to the health of the individual.

Ingestion of petroleum hydrocarbons can irritate the pharynx, oesophagus, stomach and small intestine, and cause swellings and ulcers of the mucous. Symptoms include a burning mouth and throat; larger amounts can cause nausea and vomiting, narcosis, weakness, dizziness, slow and shallow breathing, abdominal swelling, unconsciousness and convulsions. Damage to the heart muscle can produce heart beat irregularities, ventricular fibrillation (fatal) and ECG changes. The central nervous system can be depressed. Light species can cause a sharp tingling of the tongue and cause loss of sensation there. Aspiration can cause cough, gagging, pneumonia with swelling and bleeding.

Severe acute exposure to ethylene glycol monobutyl ether, by ingestion, may cause kidney damage, haemoglobinuria, (blood in urine) and is potentially fatal.

Considered an unlikely route of entry in commercial/industrial environments. The liquid may produce gastrointestinal discomfort and may be harmful if swallowed. Ingestion may result in nausea, pain and vomiting. Vomit entering the lungs by aspiration may cause potentially lethal chemical pneumonitis.

EYE

■ When one drop of undiluted dipropylene glycol monomethyl ether (DPME) was placed in a rabbits eyes on each of five consecutive days, a mild transitory irritation of the conjunctival membranes occurred. Fluorescein staining revealed no corneal damage. Direct contact of the substance can produce painful irritation (blepharconjunctivitis, slight keratitis, and an increase in intra-ocular pressure) which, is however rapidly reversible. Persistent eye lesions do not develop.

Direct eye contact with petroleum hydrocarbons can be painful, and the corneal epithelium may be temporarily damaged. Aromatic species can cause irritation and excessive tear secretion.

When instilled in rabbit eyes ethylene glycol monobutyl ether produced pain, conjunctival irritation, and transient corneal injury.

There is evidence that material may produce eye irritation in some persons and produce eye damage 24 hours or more after instillation. Severe inflammation may be expected with pain. There may be damage to the cornea. Unless treatment is prompt and adequate there may be permanent loss of vision. Conjunctivitis can occur following repeated exposure.

SKIN

■ Skin contact with the material may be harmful; systemic effects may result following absorption.

The material may cause mild but significant inflammation of the skin either following direct contact or after a delay of some time.

Repeated exposure can cause contact dermatitis which is characterised by redness, swelling and blistering.

Repeated exposure may cause skin cracking, flaking or drying following normal handling and use.

Open cuts, abraded or irritated skin should not be exposed to this material.

The material may accentuate any pre-existing dermatitis condition.

Entry into the blood-stream, through, for example, cuts, abrasions or lesions, may produce systemic injury with harmful effects.

Examine the skin prior to the use of the material and ensure that any external damage is suitably protected.

Continuous contact with DPME of the skin of numerous rabbits for 90 days caused only slight scaliness. Patch tests on human volunteers produced no evidence of primary irritation or sensitisation. Sufficient absorption did occur in rabbits to produce narcosis and high doses proved lethal. Pathology revealed gastric distension, occasional gastric irritation and granular and hydropic changes to kidneys.

Ethylene glycol monobutyl ether (2-butoxyethanol) penetrates the skin easily and toxic effects via this route may be more likely than by inhalation. Percutaneous uptake rate in the guinea pig was estimated to be 0.25 umole/min/cm².

Aromatic hydrocarbons may produce sensitivity and redness of the skin. They are not likely to be absorbed into the body through the skin but branched species are more likely to.

INHALED

■ The material can cause respiratory irritation in some persons. The body's response to such irritation can cause further lung damage.

Inhalation of vapours may cause drowsiness and dizziness. This may be accompanied by sleepiness, reduced alertness, loss of reflexes, lack of co-ordination, and vertigo.

Inhalation hazard is increased at higher temperatures.

Inhaling high concentrations of mixed hydrocarbons can cause narcosis, with nausea, vomiting and lightheadedness. Low molecular weight (C2-C12) hydrocarbons can irritate mucous membranes and cause incoordination, giddiness, nausea, vertigo, confusion, headache, appetite loss, drowsiness, tremors and stupor. Massive exposures can lead to severe central nervous system depression, deep coma and death. Convulsions can occur due to brain irritation and/or lack of oxygen. Permanent scarring may occur, with epileptic seizures and brain bleeds occurring months after exposure. Respiratory system effects include inflammation of the lungs with oedema and bleeding. Lighter species mainly cause kidney and nerve damage; the heavier paraffins and olefins are especially irritant to the respiratory system. Alkenes produce pulmonary oedema at high concentrations. Liquid paraffins may produce sensation loss and depressant actions leading to weakness, dizziness, slow and shallow respiration, unconsciousness, convulsions and death. C5-7 paraffins may also produce multiple nerve damage. Aromatic hydrocarbons accumulate in lipid rich tissues (typically the brain, spinal cord and peripheral nerves) and may produce functional impairment manifested by nonspecific symptoms such as nausea, weakness, fatigue, vertigo; severe exposures may produce inebriation or unconsciousness. Many of the petroleum hydrocarbons can sensitise the heart and may cause ventricular fibrillation, leading to death.

Central nervous system (CNS) depression may include general discomfort, symptoms of giddiness, headache, dizziness, nausea, anaesthetic effects, slowed reaction time, slurred speech and may progress to unconsciousness. Serious poisonings may result in respiratory depression and may be fatal.

In fog-laden atmospheres rats exposed to dipropylene glycol monomethyl ether DPME, for 7 hours, exhibited a mild narcosis from which they rapidly recovered. Controlled human exposures to vapour produced CNS impairment at 1000 ppm in one subject.

Inhalation of high concentrations of gas/vapour causes lung irritation with coughing and nausea, central nervous depression with headache and dizziness, slowing of reflexes, fatigue and inco-ordination.

Ethylene glycol monobutyl ether (2-butoxyethanol) and its metabolite butoxyacetic acid are haemolytic agents, causing red blood cell destruction.

122 MULTI UV WASH

Hazard Alert Code:
HIGH

Chemwatch Material Safety Data Sheet (REVIEW)

Revision No: 2.0

Chemwatch 21-9292

Issue Date: 13-Nov-2009

CD 2009/3

On the basis of industrial experience and volunteer short-term exposure humans are shown to be less susceptible than experimental animals to exposure. In 8-hour exposures at concentrations of 200 or 100 ppm no objective effects were seen other than raised urinary excretion of the metabolite butoxyacetic acid. No increased osmotic fragility of the red blood cell is observed. Subjectively these concentrations were uncomfortable with mild eye, nose and throat irritation occurring. No clinical signs of adverse effects nor subjective complaints were produced when male volunteers were exposed for 2 hours to 20 ppm during light physical exercise. Other studies have established that the most sensitive indicators of toxic effect observed from many of the glycol ethers is an increase in erythrocyte osmotic fragility in rats. This appears to be related to the development of haemoglobinuria at higher exposure levels.

Inhalation of aerosols (mists, fumes), generated by the material during the course of normal handling, may be harmful.

CHRONIC HEALTH EFFECTS

■ Long-term exposure to respiratory irritants may result in disease of the airways involving difficult breathing and related systemic problems.

There is ample evidence that this material can be regarded as being able to cause cancer in humans based on experiments and other information.

Prolonged or repeated skin contact may cause drying with cracking, irritation and possible dermatitis following.

Substance accumulation, in the human body, may occur and may cause some concern following repeated or long-term occupational exposure.

There is some evidence from animal testing that exposure to this material may result in toxic effects to the unborn baby.

Based on experience with similar materials, there is a possibility that exposure to the material may reduce fertility in humans at levels which do not cause other toxic effects.

Constant or exposure over long periods to mixed hydrocarbons may produce stupor with dizziness, weakness and visual disturbance, weight loss and anaemia, and reduced liver and kidney function. Skin exposure may result in drying and cracking and redness of the skin. Chronic exposure to lighter hydrocarbons can cause nerve damage, peripheral neuropathy, bone marrow dysfunction and psychiatric disorders as well as damage the liver and kidneys.

Rats, rabbits, guinea pigs and monkeys exposed to DPME, 7 hr/day, 5 days a week for periods of 6-8 months to saturated atmospheres (300 ppm), exhibited little effect. Narcotic effects were produced in rats. This concentration of vapour is objectionable to human beings.

TOXICITY AND IRRITATION

■ unless otherwise specified data extracted from RTECS - Register of Toxic Effects of Chemical Substances.

TOXICITY

Oral (Rat) LD50: 5400 mg/kg

■ Asthma-like symptoms may continue for months or even years after exposure to the material ceases. This may be due to a non-allergenic condition known as reactive airways dysfunction syndrome (RADS) which can occur following exposure to high levels of highly irritating compound. Key criteria for the diagnosis of RADS include the absence of preceding respiratory disease, in a non-atopic individual, with abrupt onset of persistent asthma-like symptoms within minutes to hours of a documented exposure to the irritant. A reversible airflow pattern, on spirometry, with the presence of moderate to severe bronchial hyperreactivity on methacholine challenge testing and the lack of minimal lymphocytic inflammation, without eosinophilia, have also been included in the criteria for diagnosis of RADS. RADS (or asthma) following an irritating inhalation is an infrequent disorder with rates related to the concentration of and duration of exposure to the irritating substance. Industrial bronchitis, on the other hand, is a disorder that occurs as result of exposure due to high concentrations of irritating substance (often particulate in nature) and is completely reversible after exposure ceases. The disorder is characterised by dyspnea, cough and mucus production.

for propylene glycol ethers (PGEs):

Typical propylene glycol ethers include propylene glycol n-butyl ether (PnB); dipropylene glycol n-butyl ether (DPnB); dipropylene glycol methyl ether acetate (DPMA); tripropylene glycol methyl ether (TPM).

Testing of a wide variety of propylene glycol ethers Testing of a wide variety of propylene glycol ethers has shown that propylene glycol-based ethers are less toxic than some ethers of the ethylene series. The common toxicities associated with the lower molecular weight homologues of the ethylene series, such as adverse effects on reproductive organs, the developing embryo and fetus, blood (haemolytic effects), or thymus, are not seen with the commercial-grade propylene glycol ethers. In the ethylene series, metabolism of the terminal hydroxyl group produces an alkoxyacetic acid. The reproductive and developmental toxicities of the lower molecular weight homologues in the ethylene series are due specifically to the formation of methoxyacetic and ethoxyacetic acids.

Longer chain length homologues in the ethylene series are not associated with the reproductive toxicity but can cause haemolysis in sensitive species, also through formation of an alkoxyacetic acid. The predominant alpha isomer of all the PGEs (thermodynamically favored during manufacture of PGEs) is a secondary alcohol incapable of forming an alkoxypropionic acid. In contrast beta-isomers are able to form the alkoxypropionic acids and these are linked to teratogenic effects (and possibly haemolytic effects).

This alpha isomer comprises greater than 95% of the isomeric mixture in the commercial product.

Because the alpha isomer cannot form an alkoxypropionic acid, this is the most likely reason for the lack of toxicity shown by the PGEs as distinct from the lower molecular weight ethylene glycol ethers. More importantly, however, very extensive empirical test data show that this class of commercial-grade glycol ether presents a low toxicity hazard. PGEs, whether mono, di- or tripropylene glycol-based (and no matter what the alcohol group), show a very similar pattern of low to non-detectable toxicity of any type at doses or exposure levels greatly exceeding those showing pronounced effects from the ethylene series. One of the primary metabolites of the propylene glycol ethers is propylene glycol, which is of low toxicity and completely metabolised in the body.

As a class, the propylene glycol ethers are rapidly absorbed and distributed throughout the body when introduced by inhalation or oral exposure. Dermal absorption is somewhat slower but subsequent distribution is rapid. Most excretion for PGEs is via the urine and expired air. A small portion is excreted in the faeces.

As a group PGEs exhibits low acute toxicity by the oral, dermal, and inhalation routes. Rat oral LD50s range from >3,000 mg/kg (PnB) to >5,000 mg/kg (DPMA). Dermal LD50s are all > 2,000 mg/kg (PnB, & DPnB; where no deaths occurred), and ranging up to >15,000 mg/kg (TPM). Inhalation LC50 values were higher than 5,000 mg/m³ for DPMA (4-hour exposure), and TPM (1-hour exposure). For DPnB the 4-hour LC50 is >2,040 mg/m³. For PnB, the 4-hour LC50 was >651 ppm (>3,412 mg/m³), representing the highest practically attainable vapor level. No deaths occurred at these concentrations. PnB and TPM are moderately irritating to eyes while the remaining category members are only slightly irritating to nonirritating. PnB is moderately irritating to skin while the remaining category members are slightly to non-irritating. None are skin sensitizers.

In repeated dose studies ranging in duration from 2 to 13 weeks, few adverse effects were found even at high exposure levels and

122 MULTI UV WASH

Hazard Alert Code:
HIGH

Chemwatch Material Safety Data Sheet (REVIEW)

Revision No: 2.0

Chemwatch 21-9292

Issue Date: 13-Nov-2009

CD 2009/3

effects that did occur were mild in nature. By the oral route of administration, NOAELs of 350 mg/kg-d (PnB – 13 wk) and 450 mg/kg-d (DPnB – 13 wk) were observed for liver and kidney weight increases (without accompanying histopathology). LOAELs for these two chemicals were 1000 mg/kg-d (highest dose tested).

Dermal repeated-dose toxicity tests have been performed for many PGEs. For PnB, no effects were seen in a 13-wk study at doses as high as 1,000 mg/kg-d. A dose of 273 mg/kg-d constituted a LOAEL (increased organ weights without histopathology) in a 13-week dermal study for DPnB. For TPM, increased kidney weights (no histopathology) and transiently decreased body weights were found at a dose of 2,895 mg/kg-d in a 90-day study in rabbits. By inhalation, no effects were observed in 2-week studies in rats at the highest tested concentrations of 3244 mg/m³ (600 ppm) for PnB and 2,010 mg/m³ (260 ppm) for DPnB. TPM caused increased liver weights without histopathology by inhalation in a 2-week study at a LOAEL of 360 mg/m³ (43 ppm). In this study, the highest tested TPM concentration, 1010 mg/m³ (120 ppm), also caused increased liver weights without accompanying histopathology. Although no repeated-dose studies are available for the oral route for TPM, or for any route for DPMA, it is anticipated that these chemicals would behave similarly to other category members.

One and two-generation reproductive toxicity testing has been conducted in mice, rats, and rabbits via the oral or inhalation routes of exposure on PM and PMA. In an inhalation rat study using PM, the NOAEL for parental toxicity is 300 ppm (1106 mg/m³) with decreases in body and organ weights occurring at the LOAEL of 1000 ppm (3686 mg/m³). For offspring toxicity the NOAEL is 1000 ppm (3686 mg/m³), with decreased body weights occurring at 3000 ppm (11058 mg/m³). For PMA, the NOAEL for parental and offspring toxicity is 1000 mg/kg/d. in a two generation gavage study in rats. No adverse effects were found on reproductive organs, fertility rates, or other indices commonly monitored in such studies. In addition, there is no evidence from histopathological data from repeated-dose studies for the category members that would indicate that these chemicals would pose a reproductive hazard to human health.

In developmental toxicity studies many PGEs have been tested by various routes of exposure and in various species at significant exposure levels and show no frank developmental effects. Due to the rapid hydrolysis of DPMA to DPM, DPMA would not be expected to show teratogenic effects. At high doses where maternal toxicity occurs (e.g., significant body weight loss), an increased incidence of some anomalies such as delayed skeletal ossification or increased 13th ribs, have been reported. Commercially available PGEs showed no teratogenicity.

The weight of the evidence indicates that propylene glycol ethers are not likely to be genotoxic. In vitro, negative results have been seen in a number of assays for PnB, DPnB, DPMA and TPM. Positive results were only seen in 3 out of 5 chromosome aberration assays in mammalian cells with DPnB. However, negative results were seen in a mouse micronucleus assay with DPnB and PM. Thus, there is no evidence to suggest these PGEs would be genotoxic in vivo. In a 2-year bioassay on PM, there were no statistically significant increases in tumors in rats and mice.

Lifetime exposure of rodents to gasoline produces carcinogenicity although the relevance to humans has been questioned. Gasoline induces kidney cancer in male rats as a consequence of accumulation of the alpha2-microglobulin protein in hyaline droplets in the male (but not female) rat kidney. Such abnormal accumulation represents lysosomal overload and leads to chronic renal tubular cell degeneration, accumulation of cell debris, mineralisation of renal medullary tubules and necrosis. A sustained regenerative proliferation occurs in epithelial cells with subsequent neoplastic transformation with continued exposure. The alpha2-microglobulin is produced under the influence of hormonal controls in male rats but not in females and, more importantly, not in humans.

The material may cause skin irritation after prolonged or repeated exposure and may produce on contact skin redness, swelling, the production of vesicles, scaling and thickening of the skin.

For ethylene glycol monoalkyl ethers and their acetates (EGMAEs):

Typical members of this category are ethylene glycol propylene ether (EGPE), ethylene glycol butyl ether (EGBE) and ethylene glycol hexyl ether (EGHE) and their acetates

EGMAEs are substrates for alcohol dehydrogenase isozyme ADH-3, which catalyzes the conversion of their terminal alcohols to aldehydes (which are transient metabolites). Further, rapid conversion of the aldehydes by aldehyde dehydrogenase produces alkoxyacetic acids, which are the predominant urinary metabolites of mono substituted glycol ethers.

Acute Toxicity: Oral LD50 values in rats for all category members range from 739 (EGHE) to 3089 mg/kg bw (EGPE), with values increasing with decreasing molecular weight. Four to six hour acute inhalation toxicity studies were conducted for these chemicals in rats at the highest vapour concentrations practically achievable. Values range from LC0 > 85 ppm (508 mg/m³) for EGHE, LC50 > 400ppm (2620 mg/m³) for EGBEA to LC50 > 2132 ppm (9061 mg/m³) for EGPE. No lethality was observed for any of these materials under these conditions. Dermal LD50 values in rabbits range from 435 mg/kg bw (EGBE) to 1500 mg/kg bw (EGBEA). Overall these category members can be considered to be of low to moderate acute toxicity. All category members cause reversible irritation to skin and eyes, with EGBEA less irritating and EGHE more irritating than the other category members. EGPE and EGBE are not sensitizers in experimental animals or humans. Signs of acute toxicity in rats, mice and rabbits are consistent with haemolysis (with the exception of EGHE) and non-specific CNS depression typical of organic solvents in general. Alkoxyacetic acid metabolites, propoxyacetic acid (PAA) and butoxyacetic acid (BAA), are responsible for the red blood cell hemolysis. Signs of toxicity in humans deliberately ingesting cleaning fluids containing 9-22% EGBE are similar to those of rats, with the exception of haemolysis. Although decreased blood haemoglobin and/or haemoglobinuria were observed in some of the human cases, it is not clear if this was due to haemolysis or haemodilution as a result of administration of large volumes of fluid. Red blood cells of humans are many-fold more resistant to toxicity from EGPE and EGBE in vitro than those of rats.

Repeat dose toxicity: The fact that the NOAEL for repeated dose toxicity of EGBE is less than that of EGPE is consistent with red blood cells being more sensitive to EGBE than EGPE. Blood from mice, rats, hamsters, rabbits and baboons were sensitive to the effects of BAA in vitro and displayed similar responses, which included erythrocyte swelling (increased haematocrit and mean corpuscular hemoglobin), followed by hemolysis. Blood from humans, pigs, dogs, cats, and guinea pigs was less sensitive to haemolysis by BAA in vitro.

Mutagenicity: In the absence and presence of metabolic activation, EGBE tested negative for mutagenicity in Ames tests conducted in *S. typhimurium* strains TA97, TA98, TA100, TA1535 and TA1537 and EGHE tested negative in strains TA98, TA100, TA1535, TA1537 and TA1538. In vitro cytogenetic and sister chromatid exchange assays with EGBE and EGHE in Chinese Hamster Ovary Cells with and without metabolic activation and in vivo micronucleus tests with EGBE in rats and mice were negative, indicating that these glycol ethers are not genotoxic.

Carcinogenicity: In a 2-year inhalation chronic toxicity and carcinogenicity study with EGBE in rats and mice a significant increase in the incidence of liver haemangiosarcomas was seen in male mice and forestomach tumours in female mice. It was decided that based on the mode of action data available, there was no significant hazard for human carcinogenicity

Reproductive and developmental toxicity. The results of reproductive and developmental toxicity studies indicate that the glycol ethers in this category are not selectively toxic to the reproductive system or developing fetus, developmental toxicity is secondary to maternal toxicity. The repeated dose toxicity studies in which reproductive organs were examined indicate that the members of this category are not associated with toxicity to reproductive organs (including the testes).

Results of the developmental toxicity studies conducted via inhalation exposures during gestation periods on EGPE (rabbits -125,

122 MULTI UV WASH

Hazard Alert Code:
HIGH

Chemwatch Material Safety Data Sheet (REVIEW)

Revision No: 2.0

Chemwatch 21-9292

Issue Date: 13-Nov-2009

CD 2009/3

250, 500 ppm or 531, 1062, or 2125 mg/m³ and rats - 100, 200, 300, 400 ppm or 425, 850, 1275, or 1700 mg/m³), EGBE (rat and rabbit - 25, 50, 100, 200 ppm or 121, 241, 483, or 966 mg/m³), and EGHE (rat and rabbit - 20.8, 41.4, 79.2 ppm or 124, 248, or 474 mg/m³) indicate that the members of the category are not teratogenic.

The NOAELs for developmental toxicity are greater than 500 ppm or 2125 mg/m³ (rabbit-EGPE), 100 ppm or 425 mg/m³ (rat-EGPE), 50 ppm or 241 mg/m³ (rat EGBE) and 100 ppm or 483 mg/m³ (rabbit EGBE) and greater than 79.2 ppm or 474 mg/m³ (rat and rabbit-EGHE).

Exposure of pregnant rats to ethylene glycol monobutyl ether (2-butoxyethanol) at 100 ppm or rabbits at 200 ppm during organogenesis resulted in maternal toxicity and embryotoxicity including a decreased number of viable implantations per litter. Slight foetotoxicity in the form of poorly ossified or unossified skeletal elements was also apparent in rats. Teratogenic effects were not observed in other species.

At least one researcher has stated that the reproductive effects were less than that of other monoalkyl ethers of ethylene glycol. Chronic exposure may cause anaemia, macrocytosis, abnormally large red cells and abnormal red cell fragility.

Exposure of male and female rats and mice for 14 weeks to 2 years produced a regenerative haemolytic anaemia and subsequent effects on the haemopoietic system in rats and mice. In addition, 2-butoxyethanol exposures caused increases in the incidence of neoplasms and nonneoplastic lesions (1). The occurrence of the anaemia was concentration-dependent and more pronounced in rats and females. In this study it was proposed that 2-butoxyethanol at concentrations of 500 ppm and greater produced an acute disseminated thrombosis and bone infarction in male and female rats as a result of severe acute haemolysis and reduced deformability of erythrocytes or through anoxic damage to endothelial cells that compromise blood flow. In two-year studies, 2-butoxyethanol continued to affect circulating erythroid mass, inducing a responsive anaemia. Rats showed a marginal increase in the incidence of benign or malignant pheochromocytomas (combined) of the adrenal gland. In mice, 2-butoxyethanol exposure resulted in a concentration dependent increase in the incidence of squamous cell papilloma or carcinoma of the forestomach. It was hypothesised that exposure-induced irritation produced inflammatory and hyperplastic effects in the forestomach and that the neoplasia were associated with a continuation of the injury/ degeneration process. Exposure also produced a concentration - dependent increase in the incidence of haemangiosarcoma of the liver of male mice and hepatocellular carcinoma.

1: NTP Toxicology Program Technical report Series 484, March 2000.

NAPHTHA PETROLEUM, LIGHT AROMATIC SOLVENT:

■ unless otherwise specified data extracted from RTECS - Register of Toxic Effects of Chemical Substances.

TOXICITY

Oral (rat) LD50: 5000 mg/kg *

Inhalation (rat) LC50: 3670 ppm/8 h *

Inhalation (rat) TClO: 1320 ppm/6h/90D-I

IRRITATION

Nil Reported

■ Asthma-like symptoms may continue for months or even years after exposure to the material ceases. This may be due to a non-allergic condition known as reactive airways dysfunction syndrome (RADS) which can occur following exposure to high levels of highly irritating compound. Key criteria for the diagnosis of RADS include the absence of preceding respiratory disease, in a non-atopic individual, with abrupt onset of persistent asthma-like symptoms within minutes to hours of a documented exposure to the irritant. A reversible airflow pattern, on spirometry, with the presence of moderate to severe bronchial hyperreactivity on methacholine challenge testing and the lack of minimal lymphocytic inflammation, without eosinophilia, have also been included in the criteria for diagnosis of RADS. RADS (or asthma) following an irritating inhalation is an infrequent disorder with rates related to the concentration of and duration of exposure to the irritating substance. Industrial bronchitis, on the other hand, is a disorder that occurs as result of exposure due to high concentrations of irritating substance (often particulate in nature) and is completely reversible after exposure ceases. The disorder is characterised by dyspnea, cough and mucus production.

Lifetime exposure of rodents to gasoline produces carcinogenicity although the relevance to humans has been questioned. Gasoline induces kidney cancer in male rats as a consequence of accumulation of the alpha2-microglobulin protein in hyaline droplets in the male (but not female) rat kidney. Such abnormal accumulation represents lysosomal overload and leads to chronic renal tubular cell degeneration, accumulation of cell debris, mineralisation of renal medullary tubules and necrosis. A sustained regenerative proliferation occurs in epithelial cells with subsequent neoplastic transformation with continued exposure. The alpha2-microglobulin is produced under the influence of hormonal controls in male rats but not in females and, more importantly, not in humans.

* [Devoe]

ETHYLENE GLYCOL MONOBUTYL ETHER:

■ unless otherwise specified data extracted from RTECS - Register of Toxic Effects of Chemical Substances.

Oral (rat) LD50: 470 mg/kg

Skin (rabbit): 500 mg, open; Mild

Dermal (rabbit) LD50: 220 mg/kg

Eye (rabbit): 100 mg/24h-Moderate

Inhalation (human) TClO: 100 ppm

Eye (rabbit): 100 mg SEVERE

Inhalation (human) TClO: 195 ppm/8h

* [Union Carbide]

Inhalation (Rat) LC50: 450 ppm *

■ The material may produce severe irritation to the eye causing pronounced inflammation. Repeated or prolonged exposure to irritants may produce conjunctivitis.

The material may cause skin irritation after prolonged or repeated exposure and may produce on contact skin redness, swelling, the production of vesicles, scaling and thickening of the skin.

For ethylene glycol:

Ethylene glycol is quickly and extensively absorbed through the gastrointestinal tract. Limited information suggests that it is also absorbed through the respiratory tract; dermal absorption is apparently slow. Following absorption, ethylene glycol is distributed throughout the body according to total body water. In most mammalian species, including humans, ethylene glycol is initially metabolised by alcohol.

122 MULTI UV WASH

Hazard Alert Code:
HIGH

Chemwatch Material Safety Data Sheet (REVIEW)

Revision No: 2.0

Chemwatch 21-9292

Issue Date: 13-Nov-2009

CD 2009/3

dehydrogenase to form glycolaldehyde, which is rapidly converted to glycolic acid and glyoxal by aldehyde oxidase and aldehyde dehydrogenase. These metabolites are oxidised to glyoxylate; glyoxylate may be further metabolised to formic acid, oxalic acid, and glycine. Breakdown of both glycine and formic acid can generate CO₂, which is one of the major elimination products of ethylene glycol. In addition to exhaled CO₂, ethylene glycol is eliminated in the urine as both the parent compound and glycolic acid. Elimination of ethylene glycol from the plasma in both humans and laboratory animals is rapid after oral exposure; elimination half-lives are in the range of 1-4 hours in most species tested.

Respiratory Effects. Respiratory system involvement occurs 12-24 hours after ingestion of sufficient amounts of ethylene glycol and is considered to be part of a second stage in ethylene glycol poisoning

The symptoms include hyperventilation, shallow rapid breathing, and generalized pulmonary edema with calcium oxalate crystals occasionally present in the lung parenchyma. Respiratory system involvement appears to be dose-dependent and occurs concomitantly with cardiovascular changes. Pulmonary infiltrates and other changes compatible with adult respiratory distress syndrome (ARDS) may characterise the second stage of ethylene glycol poisoning. Pulmonary oedema can be secondary to cardiac failure, ARDS, or aspiration of gastric contents. Symptoms related to acidosis such as hyperpnea and tachypnea are frequently observed; however, major respiratory morbidities such as pulmonary edema and bronchopneumonia are relatively rare and usually only observed with extreme poisoning (e.g., in only 5 of 36 severely poisoned cases).

Cardiovascular Effects. Cardiovascular system involvement in humans occurs at the same time as respiratory system involvement, during the second phase of oral ethylene glycol poisoning, which is 12-24 hours after acute exposure. The symptoms of cardiac involvement include tachycardia, ventricular gallop

and cardiac enlargement. Ingestion of ethylene glycol may also cause hypertension or hypotension, which may progress to cardiogenic shock. Myocarditis has been observed at autopsy in cases of people who died following acute ingestion of ethylene glycol. As in the case of respiratory effects, cardiovascular involvement occurs with ingestion of relatively high doses of ethylene glycol.

Nevertheless, circulatory disturbances are a rare occurrence, having been reported in only 8 of 36 severely poisoned cases. Therefore, it appears that acute exposure to high levels of ethylene glycol can cause serious cardiovascular effects in humans. The effects of a long-term, low-dose exposure are unknown.

Gastrointestinal Effects. Nausea, vomiting with or without blood, pyrosis, and abdominal cramping and pain are common early effects of acute ethylene glycol ingestion. Acute effects of ethylene glycol ingestion in one patient included intermittent diarrhea and abdominal pain, which were attributed to mild colonic ischaemia; severe abdominal pain secondary to colonic stricture and perforation developed 3 months after ingestion, and histology of the resected colon showed birefringent crystals highly suggestive of oxalate deposition.

Musculoskeletal Effects. Reported musculoskeletal effects in cases of acute ethylene glycol poisoning have included diffuse muscle tenderness and myalgias associated with elevated serum creatinine phosphokinase levels, and myoclonic jerks and tetanic contractions associated with hypocalcaemia.

Hepatic Effects. Central hydropic or fatty degeneration, parenchymal necrosis, and calcium oxalate crystals in the liver have been observed at autopsy in cases of people who died following acute ingestion of ethylene glycol.

Renal Effects. Adverse renal effects after ethylene glycol ingestion in humans can be observed during the third stage of ethylene glycol toxicity 24-72 hours after acute exposure. The hallmark of renal toxicity is the presence of birefringent calcium oxalate monohydrate crystals deposited in renal tubules and their presence in urine after ingestion of relatively high amounts of ethylene glycol. Other signs of nephrotoxicity can include tubular cell degeneration and necrosis and tubular interstitial inflammation. If untreated, the degree of renal damage caused by high doses of ethylene glycol progresses and leads to haematuria, proteinuria, decreased renal function, oliguria, anuria, and ultimately renal failure. These changes in the kidney are linked to acute tubular necrosis

but normal or near normal renal function can return with adequate supportive therapy.

Metabolic Effects. One of the major adverse effects following acute oral exposure of humans to ethylene glycol involves metabolic changes. These changes occur as early as 12 hours after ethylene glycol exposure. Ethylene glycol intoxication is accompanied by metabolic acidosis which is manifested by decreased pH and bicarbonate content of serum and other bodily fluids caused by accumulation of excess glycolic acid. Other characteristic metabolic effects of ethylene glycol poisoning are increased serum anion gap, increased osmolal gap, and hypocalcaemia. Serum anion gap is calculated from concentrations of sodium, chloride, and bicarbonate, is normally 12-16 mM, and is typically elevated after ethylene glycol ingestion due to increases in unmeasured metabolite anions (mainly glycolate).

Neurological Effects: Adverse neurological reactions are among the first symptoms to appear in humans after ethylene glycol ingestion. These early neurotoxic effects are also the only symptoms attributed to unmetabolised ethylene glycol. Together with metabolic changes, they occur during the period of 30 minutes to 12 hours after exposure and are considered to be part of the first stage in ethylene glycol intoxication. In cases of acute intoxication, in which a large amount of ethylene glycol is ingested over a very short time period, there is a progression of neurological manifestations which, if not treated, may lead to generalized seizures and coma. Ataxia, slurred speech, confusion, and somnolence are common during the initial phase of ethylene glycol intoxication as are irritation, restlessness, and disorientation. Cerebral edema and crystalline deposits of calcium oxalate in the walls of small blood vessels in the brain were found at autopsy in people who died after acute ethylene glycol ingestion.

Effects on cranial nerves appear late (generally 5-20 days post-ingestion), are relatively rare, and according to some investigators constitute a fourth, late cerebral phase in ethylene glycol intoxication. Clinical manifestations of the cranial neuropathy commonly involve lower motor neurons of the facial and bulbar nerves and are reversible over many months.

122 MULTI UV WASH

Hazard Alert Code:
HIGH

Chemwatch Material Safety Data Sheet (REVIEW)

Revision No: 2.0

Chemwatch 21-9292

Issue Date: 13-Nov-2009

CD 2009/3

Reproductive Effects: Reproductive function after intermediate-duration oral exposure to ethylene glycol has been tested in three multi-generation studies (one in rats and two in mice) and several shorter studies (15-20 days in rats and mice). In these studies, effects on fertility, foetal viability, and male reproductive organs were observed in mice, while the only effect in rats was an increase in gestational duration.

Developmental Effects: The developmental toxicity of ethylene glycol has been assessed in several acute-duration studies using mice, rats, and rabbits. Available studies indicate that malformations, especially skeletal malformations occur in both mice and rats exposed during gestation; mice are apparently more sensitive to the developmental effects of ethylene glycol. Other evidence of embryotoxicity in laboratory animals exposed to ethylene glycol exposure includes reduction in foetal body weight.

Cancer: No studies were located regarding cancer effects in humans or animals after dermal exposure to ethylene glycol.

Genotoxic Effects: Studies in humans have not addressed the genotoxic effects of ethylene glycol. However, available in vivo and in vitro laboratory studies provide consistently negative genotoxicity results for ethylene glycol.

For ethylene glycol monoalkyl ethers and their acetates (EGMAEs):

Typical members of this category are ethylene glycol propylene ether (EGPE), ethylene glycol butyl ether (EGBE) and ethylene glycol hexyl ether (EGHE) and their acetates

EGMAEs are substrates for alcohol dehydrogenase isozyme ADH-3, which catalyzes the conversion of their terminal alcohols to aldehydes (which are transient metabolites). Further, rapid conversion of the aldehydes by aldehyde dehydrogenase produces alkoxyacetic acids, which are the predominant urinary metabolites of mono substituted glycol ethers.

Acute Toxicity: Oral LD50 values in rats for all category members range from 739 (EGHE) to 3089 mg/kg bw (EGPE), with values increasing with decreasing molecular weight. Four to six hour acute inhalation toxicity studies were conducted for these chemicals in rats at the highest vapour concentrations practically achievable. Values range from LC0 > 85 ppm (508 mg/m³) for EGHE, LC50 > 400ppm (2620 mg/m³) for EGBEA to LC50 > 2132 ppm (9061 mg/m³) for EGPE. No lethality was observed for any of these materials under these conditions. Dermal LD50 values in rabbits range from 435 mg/kg bw (EGBE) to 1500 mg/kg bw (EGBEA). Overall these category members can be considered to be of low to moderate acute toxicity. All category members cause reversible irritation to skin and eyes, with EGBEA less irritating and EGHE more irritating than the other category members. EGPE and EGBE are not sensitizers in experimental animals or humans. Signs of acute toxicity in rats, mice and rabbits are consistent with haemolysis (with the exception of EGHE) and non-specific CNS depression typical of organic solvents in general. Alkoxyacetic acid metabolites, propoxyacetic acid (PAA) and butoxyacetic acid (BAA), are responsible for the red blood cell hemolysis. Signs of toxicity in humans deliberately ingesting cleaning fluids containing 9-22% EGBE are similar to those of rats, with the exception of haemolysis. Although decreased blood haemoglobin and/or haemoglobinuria were observed in some of the human cases, it is not clear if this was due to haemolysis or haemodilution as a result of administration of large volumes of fluid. Red blood cells of humans are many-fold more resistant to toxicity from EGPE and EGBE in vitro than those of rats.

Repeat dose toxicity: The fact that the NOAEL for repeated dose toxicity of EGBE is less than that of EGPE is consistent with red blood cells being more sensitive to EGBE than EGPE. Blood from mice, rats, hamsters, rabbits and baboons were sensitive to the effects of BAA in vitro and displayed similar responses, which included erythrocyte swelling (increased haematocrit and mean corpuscular hemoglobin), followed by hemolysis. Blood from humans, pigs, dogs, cats, and guinea pigs was less sensitive to haemolysis by BAA in vitro.

Mutagenicity: In the absence and presence of metabolic activation, EGBE tested negative for mutagenicity in Ames tests conducted in *S. typhimurium* strains TA97, TA98, TA100, TA1535 and TA1537 and EGHE tested negative in strains TA98, TA100, TA1535, TA1537 and TA1538. In vitro cytogenicity and sister chromatid exchange assays with EGBE and EGHE in Chinese Hamster Ovary Cells with and without metabolic activation and in vivo micronucleus tests with EGBE in rats and mice were negative, indicating that these glycol ethers are not genotoxic.

Carcinogenicity: In a 2-year inhalation chronic toxicity and carcinogenicity study with EGBE in rats and mice a significant increase in the incidence of liver haemangiosarcomas was seen in male mice and forestomach tumours in female mice. It was decided that based on the mode of action data available, there was no significant hazard for human carcinogenicity

Reproductive and developmental toxicity. The results of reproductive and developmental toxicity studies indicate that the glycol ethers in this category are not selectively toxic to the reproductive system or developing fetus, developmental toxicity is secondary to maternal toxicity. The repeated dose toxicity studies in which reproductive organs were examined indicate that the members of this category are not associated with toxicity to reproductive organs (including the testes).

Results of the developmental toxicity studies conducted via inhalation exposures during gestation periods on

EGPE (rabbits -125, 250, 500 ppm or 531, 1062, or 2125 mg/m³ and rats - 100, 200, 300, 400 ppm or 425, 850, 1275, or 1700 mg/m³), EGBE (rat and rabbit - 25, 50, 100, 200 ppm or 121, 241, 483, or 966 mg/m³), and EGHE (rat and rabbit - 20.8, 41.4, 79.2 ppm or 124, 248, or 474 mg/m³) indicate that the members of the category are not teratogenic.

The NOAELs for developmental toxicity are greater than 500 ppm or 2125 mg/m³ (rabbit-EGPE), 100 ppm or 425 mg/m³ (rat-EGPE), 50 ppm or 241 mg/m³ (rat EGBE) and 100 ppm or 483 mg/m³ (rabbit EGBE) and greater than 79.2 ppm or 474 mg/m³ (rat and rabbit-EGHE).

Exposure of pregnant rats to ethylene glycol monobutyl ether (2-butoxyethanol) at 100 ppm or rabbits at 200 ppm during organogenesis resulted in maternal toxicity and embryotoxicity including a decreased number of viable implantations per litter. Slight foetotoxicity in the form of poorly ossified or unossified skeletal elements was also apparent in rats. Teratogenic effects were not observed in other species.

At least one researcher has stated that the reproductive effects were less than that of other monoalkyl ethers of ethylene glycol.

Chronic exposure may cause anaemia, macrocytosis, abnormally large red cells and abnormal red cell fragility.

Exposure of male and female rats and mice for 14 weeks to 2 years produced a regenerative haemolytic anaemia and subsequent effects on the haemopoietic system in rats and mice. In addition, 2-butoxyethanol exposures caused increases in the incidence of neoplasms and nonneoplastic lesions (1). The occurrence of the anaemia was concentration-dependent and more pronounced in rats and females. In this study it was proposed that 2-butoxyethanol at concentrations of 500 ppm and greater produced an acute disseminated thrombosis and bone infarction in male and female rats as a result of severe acute haemolysis

122 MULTI UV WASH

Hazard Alert Code:
HIGH

Chemwatch Material Safety Data Sheet (REVIEW)

Revision No: 2.0

Chemwatch 21-9292

Issue Date: 13-Nov-2009

CD 2009/3

and reduced deformability of erythrocytes or through anoxic damage to endothelial cells that compromise blood flow. In two-year studies, 2-butoxyethanol continued to affect circulating erythroid mass, inducing a responsive anaemia. Rats showed a marginal increase in the incidence of benign or malignant pheochromocytomas (combined) of the adrenal gland. In mice, 2-butoxyethanol exposure resulted in a concentration dependent increase in the incidence of squamous cell papilloma or carcinoma of the forestomach. It was hypothesised that exposure-induced irritation produced inflammatory and hyperplastic effects in the forestomach and that the neoplasia were associated with a continuation of the injury/ degeneration process. Exposure also produced a concentration -dependent increase in the incidence of haemangiosarcoma of the liver of male mice and hepatocellular carcinoma.

1: NTP Toxicology Program Technical report Series 484, March 2000.

NOTE: Changes in kidney, liver, spleen and lungs are observed in animals exposed to high concentrations of this substance by all routes.

DIPROPYLENE GLYCOL MONOMETHYL ETHER:

■ unless otherwise specified data extracted from RTECS - Register of Toxic Effects of Chemical Substances.

Oral (rat) LD50: 5135 mg/kg

Eye (human): 8 mg - Mild

Dermal (Rabbit) LD50: 9500 mg/kg

Skin (rabbit): 238 mg - Mild

Eye (rabbit): 500 mg/24hr - Mild

Skin (rabbit): 500 mg (open)-Mild

■ Asthma-like symptoms may continue for months or even years after exposure to the material ceases. This may be due to a non-allergenic condition known as reactive airways dysfunction syndrome (RADS) which can occur following exposure to high levels of highly irritating compound. Key criteria for the diagnosis of RADS include the absence of preceding respiratory disease, in a non-atopic individual, with abrupt onset of persistent asthma-like symptoms within minutes to hours of a documented exposure to the irritant. A reversible airflow pattern, on spirometry, with the presence of moderate to severe bronchial hyperreactivity on methacholine challenge testing and the lack of minimal lymphocytic inflammation, without eosinophilia, have also been included in the criteria for diagnosis of RADS. RADS (or asthma) following an irritating inhalation is an infrequent disorder with rates related to the concentration of and duration of exposure to the irritating substance. Industrial bronchitis, on the other hand, is a disorder that occurs as result of exposure due to high concentrations of irritating substance (often particulate in nature) and is completely reversible after exposure ceases. The disorder is characterised by dyspnea, cough and mucus production.

The material may be irritating to the eye, with prolonged contact causing inflammation. Repeated or prolonged exposure to irritants may produce conjunctivitis.

The material may cause skin irritation after prolonged or repeated exposure and may produce on contact skin redness, swelling, the production of vesicles, scaling and thickening of the skin.

for propylene glycol ethers (PGEs):

Typical propylene glycol ethers include propylene glycol n-butyl ether (PnB); dipropylene glycol n-butyl ether (DPnB); dipropylene glycol methyl ether acetate (DPMA); tripropylene glycol methyl ether (TPM).

Testing of a wide variety of propylene glycol ethers Testing of a wide variety of propylene glycol ethers has shown that propylene glycol-based ethers are less toxic than some ethers of the ethylene series. The common toxicities associated with the lower molecular weight homologues of the ethylene series, such as adverse effects on reproductive organs, the developing embryo and fetus, blood (haemolytic effects), or thymus, are not seen with the commercial-grade propylene glycol ethers. In the ethylene series, metabolism of the terminal hydroxyl group produces an alkoxyacetic acid. The reproductive and developmental toxicities of the lower molecular weight homologues in the ethylene series are due specifically to the formation of methoxyacetic and ethoxyacetic acids.

Longer chain length homologues in the ethylene series are not associated with the reproductive toxicity but can cause haemolysis in sensitive species, also through formation of an alkoxyacetic acid. The predominant alpha isomer of all the PGEs (thermodynamically favored during manufacture of PGEs) is a secondary alcohol incapable of forming an alkoxypropionic acid. In contrast beta-isomers are able to form the alkoxypropionic acids and these are linked to teratogenic effects (and possibly haemolytic effects).

This alpha isomer comprises greater than 95% of the isomeric mixture in the commercial product.

Because the alpha isomer cannot form an alkoxypropionic acid, this is the most likely reason for the lack of toxicity shown by the PGEs as distinct from the lower molecular weight ethylene glycol ethers. More importantly, however, very extensive empirical test data show that this class of commercial-grade glycol ether presents a low toxicity hazard. PGEs, whether mono, di- or tripropylene glycol-based (and no matter what the alcohol group), show a very similar pattern of low to non-detectable toxicity of any type at doses or exposure levels greatly exceeding those showing pronounced effects from the ethylene series. One of the primary metabolites of the propylene glycol ethers is propylene glycol, which is of low toxicity and completely metabolised in the body.

As a class, the propylene glycol ethers are rapidly absorbed and distributed throughout the body when introduced by inhalation or oral exposure. Dermal absorption is somewhat slower but subsequent distribution is rapid. Most excretion for PGEs is via the urine and expired air. A small portion is excreted in the faeces.

As a group PGEs exhibits low acute toxicity by the oral, dermal, and inhalation routes. Rat oral LD50s range from >3,000 mg/kg (PnB) to >5,000 mg/kg (DPMA). Dermal LD50s are all > 2,000 mg/kg (PnB, & DPnB; where no deaths occurred), and ranging up to >15,000 mg/kg (TPM). Inhalation LC50 values were higher than 5,000 mg/m3 for DPMA (4-hour exposure), and TPM (1-hour exposure). For DPnB the 4-hour LC50 is >2,040 mg/m3. For PnB, the 4-hour LC50 was >651 ppm (>3,412 mg/m3), representing the highest practically attainable vapor level. No deaths occurred at these concentrations. PnB and TPM are moderately irritating to eyes while the remaining category members are only slightly irritating to nonirritating. PnB is moderately irritating to skin while the remaining category members are slightly to non-irritating

None are skin sensitisers.

In repeated dose studies ranging in duration from 2 to 13 weeks, few adverse effects were found even at high exposure levels

122 MULTI UV WASH

Hazard Alert Code:
HIGH

Chemwatch Material Safety Data Sheet (REVIEW)

Revision No: 2.0

Chemwatch 21-9292

Issue Date: 13-Nov-2009

CD 2009/3

and effects that did occur were mild in nature. By the oral route of administration, NOAELs of 350 mg/kg-d (PnB – 13 wk) and 450 mg/kg-d (DPnB – 13 wk) were observed for liver and kidney weight increases (without accompanying histopathology). LOAELs for these two chemicals were 1000 mg/kg-d (highest dose tested).

Dermal repeated-dose toxicity tests have been performed for many PGEs. For PnB, no effects were seen in a 13-wk study at doses as high as 1,000 mg/kg-d. A dose of 273 mg/kg-d constituted a LOAEL (increased organ weights without histopathology) in a 13-week dermal study for DPnB. For TPM, increased kidney weights (no histopathology) and transiently decreased body weights were found at a dose of 2,895 mg/kg-d in a 90-day study in rabbits. By inhalation, no effects were observed in 2-week studies in rats at the highest tested concentrations of 3244 mg/m³ (600 ppm) for PnB and 2,010 mg/m³ (260 ppm) for DPnB. TPM caused increased liver weights without histopathology by inhalation in a 2-week study at a LOAEL of 360 mg/m³ (43 ppm). In this study, the highest tested TPM concentration, 1010 mg/m³ (120 ppm), also caused increased liver weights without accompanying histopathology. Although no repeated-dose studies are available for the oral route for TPM, or for any route for DPMA, it is anticipated that these chemicals would behave similarly to other category members.

One and two-generation reproductive toxicity testing has been conducted in mice, rats, and rabbits via the oral or inhalation routes of exposure on PM and PMA. In an inhalation rat study using PM, the NOAEL for parental toxicity is 300 ppm (1106 mg/m³) with decreases in body and organ weights occurring at the LOAEL of 1000 ppm (3686 mg/m³). For offspring toxicity the NOAEL is 1000 ppm (3686 mg/m³), with decreased body weights occurring at 3000 ppm (11058 mg/m³). For PMA, the NOAEL for parental and offspring toxicity is 1000 mg/kg/d. In a two generation gavage study in rats. No adverse effects were found on reproductive organs, fertility rates, or other indices commonly monitored in such studies. In addition, there is no evidence from histopathological data from repeated-dose studies for the category members that would indicate that these chemicals would pose a reproductive hazard to human health.

In developmental toxicity studies many PGEs have been tested by various routes of exposure and in various species at significant exposure levels and show no frank developmental effects. Due to the rapid hydrolysis of DPMA to DPM, DPMA would not be expected to show teratogenic effects. At high doses where maternal toxicity occurs (e.g., significant body weight loss), an increased incidence of some anomalies such as delayed skeletal ossification or increased 13th ribs, have been reported. Commercially available PGEs showed no teratogenicity.

The weight of the evidence indicates that propylene glycol ethers are not likely to be genotoxic. In vitro, negative results have been seen in a number of assays for PnB, DPnB, DPMA and TPM. Positive results were only seen in 3 out of 5 chromosome aberration assays in mammalian cells with DPnB. However, negative results were seen in a mouse micronucleus assay with DPnB and PM. Thus, there is no evidence to suggest these PGEs would be genotoxic in vivo. In a 2-year bioassay on PM, there were no statistically significant increases in tumors in rats and mice.

CARCINOGEN

Gasoline (NB: Overall evaluation upgraded from 3 to 2B with supporting evidence from other relevant data)	International Agency for Research on Cancer (IARC) - Agents Reviewed by the IARC Monographs	Group 2B
2-Butoxyethanol	International Agency for Research on Cancer (IARC) - Agents Reviewed by the IARC Monographs	Group 3

SKIN

ethylene glycol monobutyl ether	Australia Exposure Standards - Skin	Notes	Sk
dipropylene glycol monomethyl ether	Australia Exposure Standards - Skin	Notes	Sk

Section 12 - ECOLOGICAL INFORMATION

Refer to data for ingredients, which follows:

122 MULTI UV WASH:

DIPROPYLENE GLYCOL MONOMETHYL ETHER:

ETHYLENE GLYCOL MONOBUTYL ETHER:

■ For glycol ethers:

Environmental fate:

Ether groups are generally stable to hydrolysis in water under neutral conditions and ambient temperatures. OECD guideline studies indicate ready biodegradability for several glycol ethers although higher molecular weight species seem to biodegrade at a slower rate. No glycol ethers that have been tested demonstrate marked resistance to biodegradative processes. Upon release to the atmosphere by evaporation, high boiling glycol ethers are estimated to undergo photodegradation (atmospheric half lives = 2.4-2.5 hr). When released to water, glycol ethers undergo biodegradation (typically 47-92% after 8-21 days) and have a low potential for bioaccumulation (log Kow ranges from -1.73 to +0.51).

Ecotoxicity:

Aquatic toxicity data indicate that the tri- and tetra ethylene glycol ethers are "practically non-toxic" to aquatic species. No major differences are observed in the order of toxicity going from the methyl- to the butyl ethers.

Glycols exert a high oxygen demand for decomposition and once released to th environments cause the death of aquatic organisms if dissolved oxygen is depleted.

122 MULTI UV WASH:

DIPROPYLENE GLYCOL MONOMETHYL ETHER:

■ for propylene glycol ethers:

Environmental fate:

Most are liquids at room temperature and all are water-soluble.

Typical propylene glycol ethers include propylene glycol n-butyl ether (PnB); dipropylene glycol n-butyl ether (DPnB); dipropylene glycol methyl ether acetate (DPMA); tripropylene glycol methyl ether (TPM)

Environmental fate: Log octanol-water partition coefficients (log Kow's) range from 0.309 for TPM to 1.523 for DPnB. Calculated BCFs range from 1.47 for DPnB to 3.16 for DPMA and TPM, indicating low bioaccumulation. Henry's Law Constants, which indicate propensity to partition from water to air, are low for all category members, ranging from 5.7 x 10⁻⁹ atm-m³/mole for TPM to 2.7 x 10⁻⁹ atm-m³/mole for PnB. Fugacity modeling indicates that most propylene glycol ethers are likely to partition roughly equally into the soil and water compartments in the environment with small to negligible amounts remaining in other environmental

122 MULTI UV WASH

Hazard Alert Code:
HIGH

Chemwatch Material Safety Data Sheet (REVIEW)

Revision No: 2.0

Chemwatch 21-9292

Issue Date: 13-Nov-2009

CD 2009/3

compartments (air, sediment, and aquatic biota). Propylene glycol ethers are unlikely to persist in the environment. Once in air, the half-life of the category members due to direct reactions with photochemically generated hydroxyl radicals, range from 2.0 hours for TPM to 4.6 hours for PnB. In water, most members of this family are "readily biodegradable" under aerobic conditions. (DPMA degraded within 28 days (and within the specified 10-day window) but only using pre-adapted or "acclimated" inoculum.). In soil, biodegradation is rapid for PM and PMA.

Ecotoxicity:

Acute aquatic toxicity testing indicates low toxicity for both ethers and acetates. For ethers, effect concentrations are > 500 mg/L. For acetates, effect concentrations are > 151 mg/L.

122 MULTI UV WASH:

DIPROPYLENE GLYCOL MONOMETHYL ETHER:

ETHYLENE GLYCOL MONOBUTYL ETHER:

■ DO NOT discharge into sewer or waterways.

122 MULTI UV WASH:

ETHYLENE GLYCOL MONOBUTYL ETHER:

■ For ethylene glycol monoalkyl ethers and their acetates:

Members of this category include ethylene glycol propyl ether (EGPE), ethylene glycol butyl ether (EGBE)r and ethylene glycol hexyl ether (EGHE)

Environmental fate:

The ethers, like other simple glycol ethers possess no functional groups that are readily subject to hydrolysis in the presence of waters. The acetates possess an ester group that hydrolyses in neutral ambient water under abiotic conditions.

Level III fugacity modeling indicates that category members, when released to air and water, will partition predominately to water and, to a lesser extent, to air and soil. Estimates of soil and sediment partition coefficients (Kocs ranging from 1- 10) suggest that category members would exhibit high soil mobility. Estimated bioconcentration factors (log BCF) range from 0.463 to 0.732. Biodegradation studies indicate that all category members are readily biodegradable. The physical chemistry and environmental fate properties indicate that category members will not persist or bioconcentrate in the environment.

Ecotoxicity:

Glycol ether acetates do not hydrolyse rapidly into their corresponding glycol ethers in water under environmental conditions. The LC50 or EC50 values for EGHE are lower than those for EGPE and EGBE (which have shorter chain lengths and lower log Kow values). Overall, the LC50 values for the glycol ethers in aquatic species range from 94 to > 5000 mg/L. For EGHE, the 96-hour LC50 for *Brachydanio rerio* (zebra fish) is between 94 and mg/L, the 48-hour EC50 for *Daphnia magna* was 145 mg/L and the 72-hour EC50 values for biomass and growth rate of algae (*Scenedesmus subspicatus*) were 98 and 198 mg/L, respectively. LC50/EC50 values for EGPE and EGBE in aquatic species are 835 mg/l or greater.

Aquatic toxicity data for EGBEA show a 96-hour LC50 of 28.3 mg/L for rainbow trout (*Oncorhynchus mykiss*), a 48-hour LC50 of 37-143 mg/L for *Daphnia magna*, a 72-hour EC50 of greater than 500 mg/L for biomass or growth rate of algae (*Scenedesmus subspicatus* and *Pseudokirchneriella subcapitata*, respectively), and a 7-day EC10 of 30.4 mg/L and a NOEC of 16.4 mg/L for reproduction in *Ceriodaphnia dubia*.

122 MULTI UV WASH:

NAPHTHA PETROLEUM, LIGHT AROMATIC SOLVENT:

■ Toxic to aquatic organisms.

122 MULTI UV WASH:

NAPHTHA PETROLEUM, LIGHT AROMATIC SOLVENT:

■ Do NOT allow product to come in contact with surface waters or to intertidal areas below the mean high water mark. Do not contaminate water when cleaning equipment or disposing of equipment wash-waters.

Wastes resulting from use of the product must be disposed of on site or at approved waste sites.

122 MULTI UV WASH:

NAPHTHA PETROLEUM, LIGHT AROMATIC SOLVENT:

■ For hydrocarbons:

Environmental fate:

The lower molecular weight hydrocarbons are expected to form a "slick" on the surface of waters after release in calm sea conditions. This is expected to evaporate and enter the atmosphere where it will be degraded through reaction with hydroxy radicals.

Some hydrocarbon will become associated with benthic sediments, and it is likely to be spread over a fairly wide area of sea floor. Marine sediments may be either aerobic or anaerobic. The material, in probability, is biodegradable, under aerobic conditions (isomerised olefins and alkenes show variable results). Evidence also suggests that the hydrocarbons may be degradable under anaerobic conditions although such degradation in benthic sediments may be a relatively slow process.

Under aerobic conditions hydrocarbons degrade to water and carbon dioxide, while under anaerobic processes they produce water, methane and carbon dioxide.

Alkenes have low log octanol/water partition coefficients (Kow) of about 1 and estimated bioconcentration factors (BCF) of about 10; aromatics have intermediate values (log Kow values of 2-3 and BCF values of 20-200), while C5 and greater alkanes have fairly high values (log Kow values of about 3-4.5 and BCF values of 100-1,500)

The estimated volatilisation half-lives for alkanes and benzene, toluene, ethylbenzene, xylene (BTEX) components were predicted as 7 days in ponds, 1.5 days in rivers, and 6 days in lakes. The volatilisation rate of naphthalene and its substituted derivatives were estimated to be slower

Indigenous microbes found in many natural settings (e.g., soils, groundwater, ponds) have been shown to be capable of degrading organic compounds. Unlike other fate processes that disperse contaminants in the environment, biodegradation can eliminate the contaminants without transferring them across media.

The final products of microbial degradation are carbon dioxide, water, and microbial biomass. The rate of hydrocarbon degradation depends on the chemical composition of the product released to the environment as well as site-specific environmental factors. Generally the straight chain hydrocarbons and the aromatics are degraded more readily than the highly branched aliphatic compounds. The n-alkanes, n-alkyl aromatics, and the aromatics in the C10-C22 range are the most readily biodegradable; n-alkanes, n-alkyl aromatics, and aromatics in the C5-C9 range are biodegradable at low concentrations by some microorganisms, but are generally preferentially removed by volatilisation and thus are unavailable in most environments; n-alkanes in the C1-C4 ranges are biodegradable only by a narrow range of specialised hydrocarbon degraders; and n-alkanes, n-alkyl aromatics, and aromatics above C22 are generally not available to degrading microorganisms. Hydrocarbons with condensed ring structures, such as PAHs with four or more rings, have been shown to be relatively resistant to biodegradation. PAHs with only 2 or 3 rings (e.g., naphthalene, anthracene) are more easily biodegraded. In almost all cases, the presence of oxygen is essential for effective biodegradation of oil. The ideal pH range to promote biodegradation is close to neutral (6-8). For most species, the optimal pH is

122 MULTI UV WASH

Hazard Alert Code:
HIGH

Chemwatch Material Safety Data Sheet (REVIEW)

Revision No: 2.0

Chemwatch 21-9292

Issue Date: 13-Nov-2009

CD 2009/3

slightly alkaline, that is, greater than 7.

All biological transformations are affected by temperature. Generally, as the temperature increases, biological activity tends to increase up to a temperature where enzyme denaturation occurs.

Atmospheric fate: Alkanes, isoalkanes, and cycloalkanes have half-lives on the order of 1-10 days, whereas alkenes, cycloalkenes, and substituted benzenes have half-lives of 1 day or less. Photochemical oxidation products include aldehydes, hydroxy compounds, nitro compounds, and peroxyacyl nitrates. Alkenes, certain substituted aromatics, and naphthalene are potentially susceptible to direct photolysis.

Ecotoxicity:

Based on test results, as well as theoretical considerations, the potential for bioaccumulation may be high. Toxic effects are often observed in species such as blue mussel, daphnia, freshwater green algae, marine copepods and amphipods.

The values of log Kow for individual hydrocarbons increase with increasing carbon number within homologous series of generic types. Quantitative structure activity relationships (QSAR), relating log Kow values of single hydrocarbons to toxicity, show that water solubility decreases more rapidly with increasing Kow than does the concentration causing effects. This relationship varies somewhat with species of hydrocarbon, but it follows that there is a log Kow limit for hydrocarbons, above which, they will not exhibit acute toxicity; this limit is at a log Kow value of about 4 to 5. It has been confirmed experimentally that for fish and invertebrates, paraffinic hydrocarbons with a carbon number of 10 or higher (log Kow >5) show no acute toxicity and that alkylbenzenes with a carbon number of 14 or greater (log Kow >5) similarly show no acute toxicity. QSAR equations for chronic toxicity also suggest that there should be a point where hydrocarbons with high log Kow values become so insoluble in water that they will not cause chronic toxicity, that is, that there is also a solubility cut-off for chronic toxicity. Thus, paraffinic hydrocarbons with carbon numbers of greater than 14 (log Kow >7.3) should show no measurable chronic toxicity.

122 MULTI UV WASH:

NAPHTHA PETROLEUM, LIGHT AROMATIC SOLVENT:

■ Drinking Water Standards: hydrocarbon total: 10 ug/l (UK max.).

122 MULTI UV WASH:

Marine Pollutant:

Not Determined

/53

NAPHTHA PETROLEUM, LIGHT AROMATIC SOLVENT:

■ May cause long-term adverse effects in the aquatic environment.

■ PAHs travel through the atmosphere as a gas or attached to dust particles. They are carried by air currents and deposited by dry or wet (rain, dew, etc) deposition. When deposited in water they sink to the bottom of lakes and rivers. Some will move through the soil to contaminate groundwater.

Polycyclic aromatic hydrocarbons (PAHs) are ubiquitous in the marine environment, occurring at their highest environmental concentrations around urban centres.

Two factors, lipid and organic carbon, control to a large extent the partitioning behaviour of PAHs in sediment, water and tissue; the more hydrophobic a compound, the greater the partitioning to non-aqueous phases. These two factors, along with the octanol-water partition coefficient, are the best predictors of this partitioning and can be used to determine PAH behaviour and its bioavailability in the environment.

The lipid (fat) phase, of all organisms, contains the highest levels of PAHs: organic carbon associated with sediment or dissolved in water has a great influence on bioavailability resulting from its ability to adsorb.

Accumulation of PAHs occurs in all marine organisms; however there is a wide range in tissue concentrations resulting from variable environmental concentrations, level and time of exposure, and species ability to metabolize these compounds. PAHs generally partition in lipid-rich tissues and their metabolites are found in most tissues. In fish, bile and liver accumulate the highest levels of parent PAH and metabolites. In invertebrates, the highest concentrations can be found in the internal organs, such as the liver and pancreas; tissue concentrations appear to follow seasonal cycles which may be related to variations in lipid content or spawning cycles.

The primary mode of toxicity for PAHs in soil dwelling terrestrial invertebrates is non-specific non-polar narcosis. The uptake of PAHs by earthworms occurs primarily by direct contact with the soluble phase of soil solution (interstitial pore-water).

Microbial degradation of PAHs is a key process in soils. Biodegradation of PAHs may take place over a period of weeks to months.

Mixed microbial populations in sediment/water systems may degrade some PAHs, with degradation progressively decreasing with increasing molecular weight. The rate of degradation is dependent on nutrient content and the bacterial community in soil.

PAHs in soils undergo a weathering process such that the lighter chain fractions are removed (primarily by volatilisation). Heavier fractions bind to soil organic matter and remain behind in the top soil horizon. As the mixture of PAHs age, bioavailability changes as the fraction remaining bind more tightly.

In general the more soluble a PAH, the higher the uptake by plants while the reverse is true for uptake by earthworms and uptake in the gastrointestinal tract of animals.

■ For petroleum derivatives:

Chemical analysis for all individual compounds in a petroleum bulk product released to the environment is generally unrealistic due to the complexity of these mixtures and the laboratory expense. Determining the chemical composition of a petroleum release is further complicated by hydrodynamic, abiotic, and biotic processes that act on the release to change the chemical character.

The longer the release is exposed to the environment, the greater the change in chemical character and the harder it is to obtain accurate analytical results reflecting the identity of the release. After extensive weathering, detailed knowledge of the original bulk product is often less valuable than current site-specific information on a more focused set of hydrocarbon components. Health assessment efforts are frequently frustrated by three primary problems: (1) the inability to identify and quantify the individual compounds released to the environment as a consequence of a petroleum spill; (2) the lack of information characterizing the fate of the individual compounds in petroleum mixtures; and (3) the lack of specific health guidance values for the majority of chemicals present in petroleum products. To define the public health implications associated with exposure to petroleum hydrocarbons, it is necessary to have a basic understanding of petroleum properties, compositions, and the physical, chemical, biological, and toxicological properties of the compounds most often identified as the key chemicals of concern.

Environmental fate:

Petroleum products released to the environment migrate through soil via two general pathways: (1) as bulk oil flow infiltrating the soil under the forces of gravity and capillary action, and (2) as individual compounds separating from the bulk petroleum mixture and dissolving in air or water. When bulk oil flow occurs, it results in little or no separation of the individual compounds from the product mixture and the infiltration rate is usually fast relative to the dissolution rate. Many compounds that are insoluble and immobile in water are soluble in bulk oil and will migrate along with the bulk oil flow. Factors affecting the rate of bulk oil infiltration include soil moisture content, vegetation, terrain, climate, rate of release (e.g., catastrophic versus slow leakage), soil particle size (e.g., sand versus clay), and oil viscosity (e.g., gasoline versus motor oil).

As bulk oil migrates through the soil column, a small amount of the product mass is retained by soil particles. The bulk product

122 MULTI UV WASH

Hazard Alert Code:
HIGH

Chemwatch Material Safety Data Sheet (REVIEW)

Revision No: 2.0

Chemwatch 21-9292

Issue Date: 13-Nov-2009

CD 2009/3

retained by the soil particles is known as "residual saturation".

Depending upon the persistence of the bulk oil, residual saturation can potentially reside in the soil for years. Residual saturation is important as it determines the degree of soil contamination and can act as a continuing source of contamination for individual compounds to separate from the bulk product and migrate independently in air or groundwater. Residual saturation is important as it determines the degree of soil contamination and can act as a continuing source of contamination for individual compounds to separate from the bulk product and migrate independently in air or groundwater. When the amount of product released to the environment is small relative to the volume of available soil, all of the product is converted to residual saturation and downward migration of the bulk product usually ceases prior to affecting groundwater resources. Adverse impacts to groundwater may still occur if rain water infiltrates through soil containing residual saturation and initiates the downward migration of individual compounds. When the amount of product released is large relative to the volume of available soil, the downward migration of bulk product ceases as water-saturated pore spaces are encountered. If the density of the bulk product is less than that of water, the product tends to "float" along the interface between the water saturated and unsaturated zones and spread horizontally in a pancake-like layer, usually in the direction of groundwater flow. Almost all motor and heating oils are less dense than water. If the density of the bulk product is greater than that of water, the product will continue to migrate downward through the water table aquifer under the continued influence of gravity. Downward migration ceases when the product is converted to residual saturation or when an impermeable surface is encountered.

As the bulk product migrates through the soil column, individual compounds may separate from the mixture and migrate independently. Chemical transport properties such as volatility, solubility, and sorption potential are often used to evaluate and predict which compounds will likely separate from the mixture. Since petroleum products are complex mixtures of hundreds of compounds, the compounds characterized by relatively high vapor pressures tend to volatilise and enter the vapor phase. The exact composition of these vapors depends on the composition of the original product. Using gasoline as an example, compounds such as butane, propane, benzene, toluene, ethylbenzene and xylene are preferentially volatilised. Because volatility represents transfer of the compound from the product or liquid phase to the air phase, it is expected that the concentration of that compound in the product or liquid phase will decrease as the concentration in the air phase increases.

In general, compounds having a vapor pressure in excess of 10-2 mm Hg are more likely to be present in the air phase than in the liquid phase. Compounds characterized by vapor pressures less than 10-7 mm Hg are more likely to be associated with the liquid phase. Compounds possessing vapor pressures that are less than 10-2 mm Hg, but greater than 10-7 mm Hg, will have a tendency to exist in both the air and the liquid phases.

Lighter petroleum products such as gasoline contain constituents with higher water solubility and volatility and lower sorption potential than heavier petroleum products such as fuel oil.

Data compiled from gasoline spills and laboratory studies indicate that these light-fraction hydrocarbons tend to migrate readily through soil, potentially threatening or affecting groundwater supplies. In contrast, petroleum products with heavier molecular weight constituents, such as fuel oil, are generally more persistent in soils, due to their relatively low water solubility and volatility and high sorption capacity. Solubility generally decreases with increasing molecular weight of the hydrocarbon compounds. For compounds having similar molecular weights, the aromatic hydrocarbons are more water soluble and mobile in water than the aliphatic hydrocarbons and branched aliphatics are less water-soluble than straight-chained aliphatics. Aromatic compounds in petroleum fuels may comprise as much as 50% by weight; aromatic compounds in the C6-C13, range made up approximately 95% of the compounds dissolved in water.

Indigenous microbes found in many natural settings (e.g., soils, groundwater, ponds) have been shown to be capable of degrading organic compounds. Unlike other fate processes that disperse contaminants in the environment, biodegradation can eliminate the contaminants without transferring them across media.

The final products of microbial degradation are carbon dioxide, water, and microbial biomass. The rate of hydrocarbon degradation depends on the chemical composition of the product released to the environment as well as site-specific environmental factors. Generally the straight chain hydrocarbons and the aromatics are degraded more readily than the highly branched aliphatic compounds. The n-alkanes, n-alkyl aromatics, and the aromatics in the C10-C22 range are the most readily biodegradable; n-alkanes, n-alkyl aromatics, and aromatics in the C5-C9 range are biodegradable at low concentrations by some microorganisms, but are generally preferentially removed by volatilisation and thus are unavailable in most environments; n-alkanes in the C1-C4 ranges are biodegradable only by a narrow range of specialized hydrocarbon degraders; and n-alkanes, n-alkyl aromatics, and aromatics above C22 are generally not available to degrading microorganisms. Hydrocarbons with condensed ring structures, such as PAHs with four or more rings, have been shown to be relatively resistant to biodegradation. PAHs with only 2 or 3 rings (e.g., naphthalene, anthracene) are more easily biodegraded. PAHs with only 2 or 3 rings (e.g., naphthalene, anthracene) are more easily biodegraded. A large proportion of the water-soluble fraction of the petroleum product may be degraded as the compounds go into solution. As a result, the remaining product may become enriched in the alicyclics, the highly branched aliphatics, and PAHs with many fused rings.

In almost all cases, the presence of oxygen is essential for effective biodegradation of oil. Anaerobic decomposition of petroleum hydrocarbons leads to extremely low rates of degradation. The ideal pH range to promote biodegradation is close to neutral (6-8). For most species, the optimal pH is slightly alkaline, that is, greater than 7. The moisture content of the contaminated soil will affect biodegradation of oils due to dissolution of the residual compounds, dispersive actions, and the need for microbial metabolism to sustain high activity. The moisture content in soil affects microbial locomotion, solute diffusion, substrate supply, and the removal of metabolic by-products. Biodegradation rates in soils are also affected by the volume of product released to the environment. At concentrations of 0.5% of oil by volume, the degradation rate in soil is fairly independent of oil concentrations. However, as oil concentration rises, the first order degradation rate decreases and the oil degradation half-life increases. Ultimately, when the oil reaches saturation conditions in the soil (i.e., 30-50% oil), biodegradation virtually ceases.

Excessive moisture will limit the gaseous supply of oxygen for enhanced decomposition of petroleum hydrocarbons. Most studies indicate that optimum moisture content is within 50-70% of the water holding capacity.

All biological transformations are affected by temperature. Generally, as the temperature increases, biological activity tends to increase up to a temperature where enzyme denaturation occurs. The presence of oil should increase soil temperature, particularly at the surface. The darker color increases the heat capacity by adsorbing more radiation. The optimal temperature for biodegradation to occur ranges from 18 C to 30 C. Minimum rates would be expected at 5 C or lower.

ETHYLENE GLYCOL MONOBUTYL ETHER:

■ Fish LC50 (96hr.) (mg/l):	1490
■ BCF<100:	0.4
■ log Kow (Prager 1995):	0.83
■ log Kow (Sangster 1997):	0.8
■ Half- life Soil - High (hours):	672

122 MULTI UV WASH

Hazard Alert Code:
HIGH

Chemwatch Material Safety Data Sheet (REVIEW)

Revision No: 2.0

Chemwatch 21-9292

Issue Date: 13-Nov-2009

CD 2009/3

■ Half- life Soil - Low (hours):	168
■ Half- life Air - High (hours):	32.8
■ Half- life Air - Low (hours):	3.28
■ Half- life Surface water - High (hours):	672
■ Half- life Surface water - Low (hours):	168
■ Half- life Ground water - High (hours):	1344
■ Half- life Ground water - Low (hours):	336
■ Aqueous biodegradation - Aerobic - High (hours):	672
■ Aqueous biodegradation - Aerobic - Low (hours):	168
■ Aqueous biodegradation - Anaerobic - High (hours):	2688
■ Aqueous biodegradation - Anaerobic - Low (hours):	672
■ Photooxidation half- life air - High (hours):	32.8
■ Photooxidation half- life air - Low (hours):	3.28
■ Fish LC50 (96hr.) (mg/l):	1250- 1650
■ Daphnia magna EC50 (48hr.) (mg/l):	600- 1000

log Kow: 0.76-0.83

Koc: 67

Half-life (hr) air: 17

Henry's atm m³/mol: 2.08E-08

BOD 5 if unstated: 0.71

COD: 2.2

Log BCF: 0.4

Fish LC50 (24 h): 983-1650 mg/L

Fish LC50 (96 h): fathead minnow 1700 mg/L **

Invertebrate toxicity:

cell mult. inhib.91-900mg/L

(Daphnia) 48h LC50: >1000 mg/L **

Bioaccumulation: not sig

Effects on algae and plankton: cell mult. inhib.35-900mg/L

Degradation Biological: rapid

processes Abiotic: no hydrol&photoI,RxnOH* ** [Union Carbide]

DIPROPYLENE GLYCOL MONOMETHYL ETHER:

Kow: 0.06

Ecotoxicity

Ingredient	Persistence: Water/Soil	Persistence: Air	Bioaccumulation	Mobility
122 Multi UV Wash naphtha petroleum, light aromatic solvent ethylene glycol monobutyl ether dipropylene glycol monomethyl ether	LOW	LOW	LOW	HIGH
	HIGH	No data	LOW	HIGH

Section 13 - DISPOSAL CONSIDERATIONS

- - Containers may still present a chemical hazard/ danger when empty.
 - Return to supplier for reuse/ recycling if possible.
- Otherwise:
- If container can not be cleaned sufficiently well to ensure that residuals do not remain or if the container cannot be used to store the same product, then puncture containers, to prevent re-use, and bury at an authorised landfill.
 - Where possible retain label warnings and MSDS and observe all notices pertaining to the product.
- Legislation addressing waste disposal requirements may differ by country, state and/ or territory. Each user must refer to laws operating in their area. In some areas, certain wastes must be tracked.
- A Hierarchy of Controls seems to be common - the user should investigate:
- Reduction,

122 MULTI UV WASH

Hazard Alert Code:
HIGH

Chemwatch Material Safety Data Sheet (REVIEW)

Revision No: 2.0

Chemwatch 21-9292

Issue Date: 13-Nov-2009

CD 2009/3

- Reuse
- Recycling
- Disposal (if all else fails)

This material may be recycled if unused, or if it has not been contaminated so as to make it unsuitable for its intended use. If it has been contaminated, it may be possible to reclaim the product by filtration, distillation or some other means. Shelf life considerations should also be applied in making decisions of this type. Note that properties of a material may change in use, and recycling or reuse may not always be appropriate.

- DO NOT allow wash water from cleaning or process equipment to enter drains.
- It may be necessary to collect all wash water for treatment before disposal.
- In all cases disposal to sewer may be subject to local laws and regulations and these should be considered first.
- Where in doubt contact the responsible authority.
- Recycle wherever possible or consult manufacturer for recycling options.
- Consult State Land Waste Authority for disposal.
- Bury or incinerate residue at an approved site.
- Recycle containers if possible, or dispose of in an authorised landfill.

Section 14 - TRANSPORTATION INFORMATION



■ Environmentally Hazardous Substances meeting the descriptions of UN 3077 or UN 3082 are not subject to this Code when transported by road or rail in;

- (a) packagings;
 (b) IBCs; or
 (c) any other receptacle not exceeding 500 kg(L).
 - Australian Special Provisions (SP AU01) - ADG Code 7th Ed.

Labels Required: MISCELLANEOUS
 HAZCHEM: ●3Z (ADG7)
 ADG7:

Class or division:	9	Subsidiary risk:	None
UN No.:	3082	UN packing group:	III
Special provisions:	179, 274, 331, 335	Packing Instructions:	None
Notes:	None	Limited quantities:	5 L
Portable tanks and bulk containers - Instructions:	T4	Portable tanks and bulk containers - Special provisions:	TP1, TP29
Packagings and IBCs - Packing instruction:	P001, IBC03, LP01	Packagings and IBCs - Special packing provisions:	PP1

Shipping Name: ENVIRONMENTALLY HAZARDOUS SUBSTANCE, LIQUID, N.O.S.

(contains naphtha petroleum, light aromatic solvent)

Land Transport UNDG:

Class or division:	9	Subsidiary risk:	None
UN No.:	3082	UN packing group:	III

Shipping Name: ENVIRONMENTALLY HAZARDOUS SUBSTANCE, LIQUID, N.O.S.

(contains naphtha petroleum, light aromatic solvent)

Air Transport IATA:

ICAO/IATA Class:	9	ICAO/IATA Subrisk:	☐
UN/ID Number:	3082	Packing Group:	III
Special provisions:	A97		

Shipping Name: ENVIRONMENTALLY HAZARDOUS SUBSTANCE, LIQUID, N.O.S. *(CONTAINS NAPHTHA PETROLEUM, LIGHT AROMATIC SOLVENT)

Maritime Transport IMDG:

IMDG Class:	9	IMDG Subrisk:	None
UN Number:	3082	Packing Group:	III
EMS Number:	F-A,S-F	Special provisions:	274 909 944
Limited Quantities:	5 L	Marine Pollutant:	Not Determined

Shipping Name: ENVIRONMENTALLY HAZARDOUS SUBSTANCE, LIQUID, N.O.S.(contains naphtha petroleum, light aromatic solvent)

122 MULTI UV WASH

Hazard Alert Code:
HIGH

Chemwatch Material Safety Data Sheet (REVIEW)

Revision No: 2.0

Chemwatch 21-9292

Issue Date: 13-Nov-2009

CD 2009/3

Section 15 - REGULATORY INFORMATION

POISONS SCHEDULE

S6

REGULATIONS

Regulations for ingredients

naphtha petroleum, light aromatic solvent (CAS: 64742-95-6) is found on the following regulatory lists;

"Australia Hazardous Substances","Australia High Volume Industrial Chemical List (HVICL)","Australia Inventory of Chemical Substances (AICS)","International Council of Chemical Associations (ICCA) - High Production Volume List","OECD Representative List of High Production Volume (HPV) Chemicals"

ethylene glycol monobutyl ether (CAS: 111-76-2) is found on the following regulatory lists;

"Australia Exposure Standards","Australia Hazardous Substances","Australia High Volume Industrial Chemical List (HVICL)","Australia Inventory of Chemical Substances (AICS)","IMO MARPOL 73/78 (Annex II) - List of Other Liquid Substances","International Agency for Research on Cancer (IARC) - Agents Reviewed by the IARC Monographs","OECD Representative List of High Production Volume (HPV) Chemicals"

dipropylene glycol monomethyl ether (CAS: 34590-94-8,12002-25-4,112388-78-0,104512-57-4,83730-60-3,112-28-7,13429-07-7,20324-32-7,13588-28-8,55956-21-3) is found on the following regulatory lists;

"Australia Exposure Standards","Australia Hazardous Substances","Australia High Volume Industrial Chemical List (HVICL)","Australia Inventory of Chemical Substances (AICS)","IMO MARPOL 73/78 (Annex II) - List of Noxious Liquid Substances Carried in Bulk","International Council of Chemical Associations (ICCA) - High Production Volume List","OECD Representative List of High Production Volume (HPV) Chemicals"

No data for 122 Multi UV Wash (CW: 21-9292)

Section 16 - OTHER INFORMATION

Ingredients with multiple CAS Nos

Ingredient Name	CAS
dipropylene glycol monomethyl ether	34590-94-8, 12002-25-4, 112388-78-0, 104512-57-4, 83730-60-3, 112-28-7, 13429-07-7, 20324-32-7, 13588-28-8, 55956-21-3

REPRODUCTIVE HEALTH GUIDELINES

Ingredient	ORG	UF	Endpoint	CR	Adeq TLV
naphtha petroleum, light aromatic solvent	12 mg/m3	100	D	NA	-
ethylene glycol monobutyl ether	3.6 mg/m3	100	D	NA	-

■ These exposure guidelines have been derived from a screening level of risk assessment and should not be construed as unequivocally safe limits. ORGS represent an 8-hour time-weighted average unless specified otherwise.

CR = Cancer Risk/10000; UF = Uncertainty factor;

TLV believed to be adequate to protect reproductive health:

LOD: Limit of detection

Toxic endpoints have also been identified as:

D = Developmental; R = Reproductive; TC = Transplacental carcinogen
Jankovic J., Drake F.: A Screening Method for Occupational Reproductive
American Industrial Hygiene Association Journal 57: 641-649 (1996).

■ Classification of the preparation and its individual components has drawn on official and authoritative sources as well as independent review by the Chemwatch Classification committee using available literature references.

A list of reference resources used to assist the committee may be found at:

www.chemwatch.net/references.

■ The (M)SDS is a Hazard Communication tool and should be used to assist in the Risk Assessment. Many factors determine whether the reported Hazards are Risks in the workplace or other settings. Risks may be determined by reference to Exposures Scenarios. Scale of use, frequency of use and current or available engineering controls must be considered.

This document is copyright. Apart from any fair dealing for the purposes of private study, research, review or criticism, as permitted under the Copyright Act, no part may be reproduced by any process without written permission from CHEMWATCH. TEL (+61 3) 9572 4700.

Issue Date: 13-Nov-2009

Print Date:26-Nov-2009