

**DC652 EUROSTAR 65 2.1****Hazard Alert Code:  
MODERATE**

Chemwatch Material Safety Data Sheet (REVIEW)

Revision No: 2.0

Chemwatch 21-9381

Issue Date: 17-Nov-2009

CD 2009/3

**Section 1 - CHEMICAL PRODUCT AND COMPANY IDENTIFICATION****PRODUCT NAME**

DC652 Eurostar 65 2.1

**PRODUCT USE**

■ Used according to manufacturer's directions. The use of a quantity of material in an unventilated or confined space may result in increased exposure and an irritating atmosphere developing. Before starting consider control of exposure by mechanical ventilation. Printing industry use only.

**SUPPLIER**

Company: Hurst Australia Pty Ltd

Address:

10 Bellona Avenue

Regents Park

NSW, 2143

AUS






Telephone: +61 2 9644 6888

Emergency Tel: +61 2 9644 6888

Fax: +61 2 9644 6534

Email: info@hurst.com.au

**HAZARD RATINGS**

		Min	Max	
Flammability:	1			
Toxicity:	2			
Body Contact:	2			
Reactivity:	1			
Chronic:	2			



Min/Nil=0  
Low=1  
Moderate=2  
High=3  
Extreme=4

**Section 2 - HAZARDS IDENTIFICATION****STATEMENT OF HAZARDOUS NATURE**

**HAZARDOUS SUBSTANCE. NON-DANGEROUS GOODS. According to the Criteria of NOHSC, and the ADG Code.**

COMBUSTIBLE LIQUID, regulated under AS1940 for Bulk Storage purposes only.

**POISONS SCHEDULE**

None

**RISK**

- HARMFUL - May cause lung damage if swallowed.
- Repeated exposure may cause skin dryness and cracking.
- Vapours may cause drowsiness and dizziness.
- Inhalation and/or ingestion may produce health damage\*.
- Cumulative effects may result following exposure\*.
- May produce discomfort of the eyes and respiratory tract\*.

\* (limited evidence).

**SAFETY**

- Do not breathe gas/ fumes/ vapour/ spray.
- Avoid contact with eyes.
- Wear suitable protective clothing.
- Use only in well ventilated areas.
- Keep container in a well ventilated place.
- To clean the floor and all objects contaminated by this material use water.
- Keep container tightly closed.
- Keep away from food drink and animal feeding stuffs.
- In case of contact with eyes rinse with plenty of water and contact Doctor or Poisons Information Centre.
- If swallowed IMMEDIATELY contact Doctor or Poisons Information Centre (show this container or label).

# DC652 EUROSTAR 65 2.1

**Hazard Alert Code:**  
**MODERATE**

Chemwatch Material Safety Data Sheet (REVIEW)

Revision No: 2.0

Chemwatch 21-9381

Issue Date: 17-Nov-2009

CD 2009/3

## Section 3 - COMPOSITION / INFORMATION ON INGREDIENTS

NAME	CAS RN	%
naphtha petroleum, heavy, hydrotreated	64742-48-9.	>50

## Section 4 - FIRST AID MEASURES

### SWALLOWED

- 
- If swallowed do NOT induce vomiting.
- If vomiting occurs, lean patient forward or place on left side (head-down position, if possible) to maintain open airway and prevent aspiration.
- Observe the patient carefully.
- Never give liquid to a person showing signs of being sleepy or with reduced awareness; i.e. becoming unconscious.
- Give water to rinse out mouth, then provide liquid slowly and as much as casualty can comfortably drink.
- Seek medical advice.
- Avoid giving milk or oils.
- Avoid giving alcohol.
- If spontaneous vomiting appears imminent or occurs, hold patient's head down, lower than their hips to help avoid possible aspiration of vomitus.

### EYE

- If this product comes in contact with the eyes:
- Wash out immediately with fresh running water.
- Ensure complete irrigation of the eye by keeping eyelids apart and away from eye and moving the eyelids by occasionally lifting the upper and lower lids.
- If pain persists or recurs seek medical attention.
- Removal of contact lenses after an eye injury should only be undertaken by skilled personnel.

### SKIN

- If skin or hair contact occurs:
- Flush skin and hair with running water (and soap if available).
- Seek medical attention in event of irritation.

### INHALED

- 
- If fumes or combustion products are inhaled remove from contaminated area.
- Lay patient down. Keep warm and rested.
- Prostheses such as false teeth, which may block airway, should be removed, where possible, prior to initiating first aid procedures.
- Apply artificial respiration if not breathing, preferably with a demand valve resuscitator, bag-valve mask device, or pocket mask as trained. Perform CPR if necessary.
- Transport to hospital, or doctor.

### NOTES TO PHYSICIAN

- Any material aspirated during vomiting may produce lung injury. Therefore emesis should not be induced mechanically or pharmacologically. Mechanical means should be used if it is considered necessary to evacuate the stomach contents; these include gastric lavage after endotracheal intubation. If spontaneous vomiting has occurred after ingestion, the patient should be monitored for difficult breathing, as adverse effects of aspiration into the lungs may be delayed up to 48 hours.

For acute or short term repeated exposures to petroleum distillates or related hydrocarbons:

- Primary threat to life, from pure petroleum distillate ingestion and/or inhalation, is respiratory failure.
- Patients should be quickly evaluated for signs of respiratory distress (e.g. cyanosis, tachypnoea, intercostal retraction, obtundation) and given oxygen. Patients with inadequate tidal volumes or poor arterial blood gases (pO<sub>2</sub> 50 mm Hg) should be intubated.
- Arrhythmias complicate some hydrocarbon ingestion and/or inhalation and electrocardiographic evidence of myocardial injury has been reported; intravenous lines and cardiac monitors should be established in obviously symptomatic patients. The lungs excrete inhaled solvents, so that hyperventilation improves clearance.
- A chest x-ray should be taken immediately after stabilisation of breathing and circulation to document aspiration and detect the presence of pneumothorax.
- Epinephrine (adrenalin) is not recommended for treatment of bronchospasm because of potential myocardial sensitisation to catecholamines. Inhaled cardioselective bronchodilators (e.g. Alupent, Salbutamol) are the preferred agents, with aminophylline a second choice.
- Lavage is indicated in patients who require decontamination; ensure use of cuffed endotracheal tube in adult patients. [Ellenhorn and Barceloux: Medical Toxicology]

## Section 5 - FIRE FIGHTING MEASURES

### EXTINGUISHING MEDIA

- Do not use a water jet to fight fire.

### FIRE FIGHTING

- 
- Alert Fire Brigade and tell them location and nature of hazard.

**DC652 EUROSTAR 65 2.1****Hazard Alert Code:  
MODERATE**

Chemwatch Material Safety Data Sheet (REVIEW)

Revision No: 2.0

Chemwatch 21-9381

Issue Date: 17-Nov-2009

CD 2009/3

- Wear full body protective clothing with breathing apparatus.
- Prevent, by any means available, spillage from entering drains or water course.
- Use water delivered as a fine spray to control fire and cool adjacent area.
- Avoid spraying water onto liquid pools.
- DO NOT approach containers suspected to be hot.
- Cool fire exposed containers with water spray from a protected location.
- If safe to do so, remove containers from path of fire.

**FIRE/EXPLOSION HAZARD**

- - Combustible.
  - Slight fire hazard when exposed to heat or flame.
  - Heating may cause expansion or decomposition leading to violent rupture of containers.
  - On combustion, may emit toxic fumes of carbon monoxide (CO).
  - May emit acrid smoke.
  - Mists containing combustible materials may be explosive.
- Combustion products include: carbon dioxide (CO<sub>2</sub>), other pyrolysis products typical of burning organic material.  
Contains low boiling substance: Closed containers may rupture due to pressure buildup under fire conditions.  
May emit poisonous fumes.

**FIRE INCOMPATIBILITY**

- 
- Avoid contamination with oxidising agents i.e. nitrates, oxidising acids, chlorine bleaches, pool chlorine etc. as ignition may result

**HAZCHEM**

None

**Section 6 - ACCIDENTAL RELEASE MEASURES****EMERGENCY PROCEDURES****MINOR SPILLS**

- 
- Remove all ignition sources.
- Clean up all spills immediately.
- Avoid breathing vapours and contact with skin and eyes.
- Control personal contact by using protective equipment.
- Contain and absorb spill with sand, earth, inert material or vermiculite.
- Wipe up.
- Place in a suitable, labelled container for waste disposal.

**MAJOR SPILLS**

■ Chemical Class: aliphatic hydrocarbons  
For release onto land: recommended sorbents listed in order of priority.

SORBENT TYPE	RANK	APPLICATION	COLLECTION	LIMITATIONS
<b>LAND SPILL - SMALL</b>				
cross-linked polymer - particulate	1	shovel	shovel	R, W, SS
cross-linked polymer - pillow	1	throw	pitchfork	R, DGC, RT
wood fiber - pillow	2	throw	pitchfork	R, P, DGC, RT
treated wood fibre- pillow	2	throw	pitchfork	DGC, RT
sorbent clay - particulate	3	shovel	shovel	R, I, P
foamed glass - pillow	3	throw	pitchfork	R, P, DGC, RT
<b>LAND SPILL - MEDIUM</b>				
cross-linked polymer - particulate	1	blower	skiploader	R,W, SS
cross-linked polymer - pillow	2	throw	skiploader	R, DGC, RT
sorbent clay - particulate	3	blower	skiploader	R, I, P
polypropylene - particulate	3	blower	skiploader	W, SS, DGC
expanded mineral - particulate	4	blower	skiploader	R, I, W, P, DGC
polypropylene - mat	4	throw	skiploader	DGC, RT

**Legend**

DGC: Not effective where ground cover is dense

R: Not reusable

I: Not incinerable

P: Effectiveness reduced when rainy

RT:Not effective where terrain is rugged

SS: Not for use within environmentally sensitive sites

W: Effectiveness reduced when windy

# DC652 EUROSTAR 65 2.1

Hazard Alert Code:  
**MODERATE**

Chemwatch Material Safety Data Sheet (REVIEW)

Revision No: 2.0

Chemwatch 21-9381

Issue Date: 17-Nov-2009

CD 2009/3

Reference: Sorbents for Liquid Hazardous Substance Cleanup and Control;  
R.W Melvold et al: Pollution Technology Review No. 150: Noyes Data Corporation 1988.  
Moderate hazard.

- Clear area of personnel and move upwind.
- Alert Fire Brigade and tell them location and nature of hazard.
- Wear breathing apparatus plus protective gloves.
- Prevent, by any means available, spillage from entering drains or water course.
- No smoking, naked lights or ignition sources.
- Increase ventilation.
- Stop leak if safe to do so.
- Contain spill with sand, earth or vermiculite.
- Collect recoverable product into labelled containers for recycling.
- Absorb remaining product with sand, earth or vermiculite.
- Collect solid residues and seal in labelled drums for disposal.
- Wash area and prevent runoff into drains.
- If contamination of drains or waterways occurs, advise emergency services.

**Personal Protective Equipment advice is contained in Section 8 of the MSDS.**

## Section 7 - HANDLING AND STORAGE

### PROCEDURE FOR HANDLING

- Containers, even those that have been emptied, may contain explosive vapours.
  - Do NOT cut, drill, grind, weld or perform similar operations on or near containers.
- Contains low boiling substance:  
Storage in sealed containers may result in pressure buildup causing violent rupture of containers not rated appropriately.
- Check for bulging containers.
  - Vent periodically
  - Always release caps or seals slowly to ensure slow dissipation of vapours
  - Electrostatic discharge may be generated during pumping - this may result in fire.
  - Ensure electrical continuity by bonding and grounding (earthing) all equipment.
  - Restrict line velocity during pumping in order to avoid generation of electrostatic discharge (<=1 m/sec until fill pipe submerged to twice its diameter, then <= 7 m/sec).
  - Avoid splash filling.
  - Do NOT use compressed air for filling discharging or handling operations.
  - Avoid all personal contact, including inhalation.
  - Wear protective clothing when risk of exposure occurs.
  - Use in a well-ventilated area.
  - Prevent concentration in hollows and sumps.
  - DO NOT enter confined spaces until atmosphere has been checked.
  - Avoid smoking, naked lights or ignition sources.
  - Avoid contact with incompatible materials.
  - When handling, DO NOT eat, drink or smoke.
  - Keep containers securely sealed when not in use.
  - Avoid physical damage to containers.
  - Always wash hands with soap and water after handling.
  - Work clothes should be laundered separately.
  - Use good occupational work practice.
  - Observe manufacturer's storing and handling recommendations.
  - Atmosphere should be regularly checked against established exposure standards to ensure safe working conditions.

### SUITABLE CONTAINER

- 
- Metal can or drum
- Packaging as recommended by manufacturer.
- Check all containers are clearly labelled and free from leaks.

### STORAGE INCOMPATIBILITY

- 
- Avoid reaction with oxidising agents  
strong acids.  
strong alkalis.  
Avoid reaction with.  
amines.

### STORAGE REQUIREMENTS

- 
- Store in original containers.
- Keep containers securely sealed.
- No smoking, naked lights or ignition sources.
- Store in a cool, dry, well-ventilated area.

**DC652 EUROSTAR 65 2.1****Hazard Alert Code:  
MODERATE**

Chemwatch Material Safety Data Sheet (REVIEW)

Revision No: 2.0

Chemwatch 21-9381

Issue Date: 17-Nov-2009

CD 2009/3

- Store away from incompatible materials and foodstuff containers.
- Protect containers against physical damage and check regularly for leaks.
- Observe manufacturer's storing and handling recommendations.

**SAFE STORAGE WITH OTHER CLASSIFIED CHEMICALS**

X: Must not be stored together

O: May be stored together with specific preventions

+: May be stored together

**Section 8 - EXPOSURE CONTROLS / PERSONAL PROTECTION****EXPOSURE CONTROLS**

Source	Material	TWA ppm	TWA mg/m <sup>3</sup>	STEL ppm	STEL mg/m <sup>3</sup>	Peak ppm	Peak mg/m <sup>3</sup>	TWA F/CC	Notes
Australia Exposure Standards	DC652 Eurostar 65 2.1 (Petrol (gasoline))		900						(see Chapter 16)
Australia Exposure Standards	naphtha petroleum, heavy, hydrotreated (Petrol (gasoline))		900						(see Chapter 16)

**MATERIAL DATA**

DC652 EUROSTAR 65 2.1:

■ Sensory irritants are chemicals that produce temporary and undesirable side-effects on the eyes, nose or throat. Historically occupational exposure standards for these irritants have been based on observation of workers' responses to various airborne concentrations. Present day expectations require that nearly every individual should be protected against even minor sensory irritation and exposure standards are established using uncertainty factors or safety factors of 5 to 10 or more. On occasion animal no-observable-effect-levels (NOEL) are used to determine these limits where human results are unavailable. An additional approach, typically used by the TLV committee (USA) in determining respiratory standards for this group of chemicals, has been to assign ceiling values (TLV C) to rapidly acting irritants and to assign short-term exposure limits (TLV STELs) when the weight of evidence from irritation, bioaccumulation and other endpoints combine to warrant such a limit. In contrast the MAK Commission (Germany) uses a five-category system based on intensive odour, local irritation, and elimination half-life. However this system is being replaced to be consistent with the European Union (EU) Scientific Committee for Occupational Exposure Limits (SCOEL); this is more closely allied to that of the USA.

OSHA (USA) concluded that exposure to sensory irritants can:

- cause inflammation
- cause increased susceptibility to other irritants and infectious agents
- lead to permanent injury or dysfunction
- permit greater absorption of hazardous substances and
- acclimate the worker to the irritant warning properties of these substances thus increasing the risk of overexposure.

Odour threshold: 0.25 ppm.

The TLV-TWA is protective against ocular and upper respiratory tract irritation and is recommended for bulk handling of gasoline based on calculations of hydrocarbon content of gasoline vapour. A STEL is recommended to prevent mucous membrane and ocular irritation and prevention of acute depression of the central nervous system. Because of the wide variation in molecular weights of its components, the conversion of ppm to mg/m<sup>3</sup> is approximate. Sweden recommends hexane type limits of 100 ppm and heptane and octane type limits of 300 ppm. Germany does not assign a value because of the widely differing compositions and resultant differences in toxic properties.

Odour Safety Factor (OSF)

OSF=0.042 (gasoline).

NAPHTHA PETROLEUM, HEAVY, HYDROTREATED:

■ Sensory irritants are chemicals that produce temporary and undesirable side-effects on the eyes, nose or throat. Historically occupational exposure standards for these irritants have been based on observation of workers' responses to various airborne concentrations. Present day expectations require that nearly every individual should be protected against even minor sensory irritation and exposure standards are established using uncertainty factors or safety factors of 5 to 10 or more. On occasion animal no-observable-effect-levels (NOEL) are used to determine these limits where human results are unavailable. An additional approach, typically used by the TLV committee (USA) in determining respiratory standards for this group of chemicals, has been to assign ceiling values (TLV C) to rapidly acting irritants and to assign short-term exposure limits (TLV STELs) when the weight of evidence from irritation, bioaccumulation and other endpoints combine to warrant such a limit. In contrast the MAK Commission (Germany) uses a five-category system based on intensive odour, local irritation, and elimination half-life. However this system is being replaced to be consistent with the European Union (EU) Scientific Committee for Occupational Exposure Limits (SCOEL); this is more closely allied to that of the USA.

OSHA (USA) concluded that exposure to sensory irritants can:

- cause inflammation

**DC652 EUROSTAR 65 2.1****Hazard Alert Code:  
MODERATE**

Chemwatch Material Safety Data Sheet (REVIEW)

Revision No: 2.0

Chemwatch 21-9381

Issue Date: 17-Nov-2009

CD 2009/3

- cause increased susceptibility to other irritants and infectious agents
- lead to permanent injury or dysfunction
- permit greater absorption of hazardous substances and
- acclimate the worker to the irritant warning properties of these substances thus increasing the risk of overexposure.

Odour threshold: 0.25 ppm.

The TLV-TWA is protective against ocular and upper respiratory tract irritation and is recommended for bulk handling of gasoline based on calculations of hydrocarbon content of gasoline vapour. A STEL is recommended to prevent mucous membrane and ocular irritation and prevention of acute depression of the central nervous system. Because of the wide variation in molecular weights of its components, the conversion of ppm to mg/m<sup>3</sup> is approximate. Sweden recommends hexane type limits of 100 ppm and heptane and octane type limits of 300 ppm. Germany does not assign a value because of the widely differing compositions and resultant differences in toxic properties.

Odour Safety Factor (OSF)

OSF=0.042 (gasoline).

REL TWA: 300 ppm [EXXON]

as VM &amp; P naphtha

TLV TWA: 300 ppm, 1370 mg/m<sup>3</sup>**PERSONAL PROTECTION****EYE**

- 
- Safety glasses with side shields.
- Chemical goggles.
- Contact lenses may pose a special hazard; soft contact lenses may absorb and concentrate irritants. A written policy document, describing the wearing of lens or restrictions on use, should be created for each workplace or task. This should include a review of lens absorption and adsorption for the class of chemicals in use and an account of injury experience. Medical and first-aid personnel should be trained in their removal and suitable equipment should be readily available. In the event of chemical exposure, begin eye irrigation immediately and remove contact lens as soon as practicable. Lens should be removed at the first signs of eye redness or irritation - lens should be removed in a clean environment only after workers have washed hands thoroughly. [CDC NIOSH Current Intelligence Bulletin 59]

**HANDS/FEET**

- Suitability and durability of glove type is dependent on usage. Factors such as:

- frequency and duration of contact,
  - chemical resistance of glove material,
  - glove thickness and
  - dexterity,
- are important in the selection of gloves.
- Wear chemical protective gloves, eg. PVC.
  - Wear safety footwear or safety gumboots, eg. Rubber

**OTHER**

- 
- Overalls.
- P.V.C. apron.
- Barrier cream.
- Skin cleansing cream.
- Eye wash unit.

**RESPIRATOR**

- Where the concentration of gas/particulates in the breathing zone, approaches or exceeds the "Exposure Standard" (or ES), respiratory protection is required.

Degree of protection varies with both face-piece and Class of filter; the nature of protection varies with Type of filter.

Protection Factor (Min)	Half-Face Respirator	Full-Face Respirator	Powered Air Respirator
10 x ES	Air-line*	A-2	A-PAPR-2 ^
20 xES	-	A-3	-
20+ x ES	-	Air-line**	-

\* - Continuous-flow; \*\* - Continuous-flow or positive pressure demand

^ - Full-face.

The local concentration of material, quantity and conditions of use determine the type of personal protective equipment required. For further information consult site specific CHEMWATCH data (if available), or your Occupational Health and Safety Advisor.

**ENGINEERING CONTROLS**

- Local exhaust ventilation usually required. If risk of overexposure exists, wear approved respirator. Correct fit is essential to obtain adequate protection. Supplied-air type respirator may be required in special circumstances. Correct fit is essential to ensure adequate protection.

An approved self contained breathing apparatus (SCBA) may be required in some situations.

Provide adequate ventilation in warehouse or closed storage area. Air contaminants generated in the workplace possess varying

**DC652 EUROSTAR 65 2.1****Hazard Alert Code:  
MODERATE**

Chemwatch Material Safety Data Sheet (REVIEW)

Revision No: 2.0

Chemwatch 21-9381

Issue Date: 17-Nov-2009

CD 2009/3

"escape" velocities which, in turn, determine the "capture velocities" of fresh circulating air required to effectively remove the contaminant.

Type of Contaminant:	Air Speed:
solvent, vapours, degreasing etc., evaporating from tank (in still air).	0.25-0.5 m/s (50-100 f/min.)
aerosols, fumes from pouring operations, intermittent container filling, low speed conveyer transfers, welding, spray drift, plating acid fumes, pickling (released at low velocity into zone of active generation)	0.5-1 m/s (100-200 f/min.)
direct spray, spray painting in shallow booths, drum filling, conveyer loading, crusher dusts, gas discharge (active generation into zone of rapid air motion)	1-2.5 m/s (200-500 f/min.)
grinding, abrasive blasting, tumbling, high speed wheel generated dusts (released at high initial velocity into zone of very high rapid air motion).	2.5-10 m/s (500-2000 f/min.)

Within each range the appropriate value depends on:

Lower end of the range	Upper end of the range
1: Room air currents minimal or favourable to capture	1: Disturbing room air currents
2: Contaminants of low toxicity or of nuisance value only.	2: Contaminants of high toxicity
3: Intermittent, low production.	3: High production, heavy use
4: Large hood or large air mass in motion	4: Small hood-local control only

Simple theory shows that air velocity falls rapidly with distance away from the opening of a simple extraction pipe. Velocity generally decreases with the square of distance from the extraction point (in simple cases). Therefore the air speed at the extraction point should be adjusted, accordingly, after reference to distance from the contaminating source. The air velocity at the extraction fan, for example, should be a minimum of 1-2 m/s (200-400 f/min) for extraction of solvents generated in a tank 2 meters distant from the extraction point. Other mechanical considerations, producing performance deficits within the extraction apparatus, make it essential that theoretical air velocities are multiplied by factors of 10 or more when extraction systems are installed or used.

**Section 9 - PHYSICAL AND CHEMICAL PROPERTIES****APPEARANCE**

Clear colourless liquid with a specific odour; miscible with water.

**PHYSICAL PROPERTIES**

Liquid.

Mixes with water.

Molecular Weight: Not Available	Boiling Range (°C): 155-350	Melting Range (°C): Not Available
Specific Gravity (water=1): 0.787	Solubility in water (g/L): Miscible	pH (as supplied): Not Available
pH (1% solution): Not Available	Vapour Pressure (kPa): 0.05 @38C	Volatile Component (%vol): Not Available
Evaporation Rate: Not Available	Relative Vapour Density (air=1): Not Available	Flash Point (°C): >62 (PMCC)
Lower Explosive Limit (%): 0.6	Upper Explosive Limit (%): 7.0	Autoignition Temp (°C): 220
Decomposition Temp (°C): Not Available	State: Liquid	Viscosity: Not Available

**Section 10 - CHEMICAL STABILITY****CONDITIONS CONTRIBUTING TO INSTABILITY**

- 
- Presence of incompatible materials.
- Product is considered stable.
- Hazardous polymerisation will not occur.

For incompatible materials - refer to Section 7 - Handling and Storage.

**Section 11 - TOXICOLOGICAL INFORMATION****POTENTIAL HEALTH EFFECTS****ACUTE HEALTH EFFECTS****SWALLOWED**

■ Swallowing of the liquid may cause aspiration into the lungs with the risk of chemical pneumonitis; serious consequences may result. (ICSC13733).

Accidental ingestion of the material may be damaging to the health of the individual.

Ingestion of petroleum hydrocarbons can irritate the pharynx, oesophagus, stomach and small intestine, and cause swellings and

**DC652 EUROSTAR 65 2.1****Hazard Alert Code:  
MODERATE**

Chemwatch Material Safety Data Sheet (REVIEW)

Revision No: 2.0

Chemwatch 21-9381

Issue Date: 17-Nov-2009

CD 2009/3

ulcers of the mucous. Symptoms include a burning mouth and throat; larger amounts can cause nausea and vomiting, narcosis, weakness, dizziness, slow and shallow breathing, abdominal swelling, unconsciousness and convulsions. Damage to the heart muscle can produce heart beat irregularities, ventricular fibrillation (fatal) and ECG changes. The central nervous system can be depressed. Light species can cause a sharp tingling of the tongue and cause loss of sensation there. Aspiration can cause cough, gagging, pneumonia with swelling and bleeding.

**EYE**

■ There is some evidence to suggest that this material can cause eye irritation and damage in some persons. Direct eye contact with petroleum hydrocarbons can be painful, and the corneal epithelium may be temporarily damaged. Aromatic species can cause irritation and excessive tear secretion.

**SKIN**

■ Repeated exposure may cause skin cracking, flaking or drying following normal handling and use.

Open cuts, abraded or irritated skin should not be exposed to this material.

The material may accentuate any pre-existing dermatitis condition.

Entry into the blood-stream, through, for example, cuts, abrasions or lesions, may produce systemic injury with harmful effects. Examine the skin prior to the use of the material and ensure that any external damage is suitably protected.

**INHALED**

■ Inhalation of vapours may cause drowsiness and dizziness. This may be accompanied by sleepiness, reduced alertness, loss of reflexes, lack of co-ordination, and vertigo.

Inhalation of aerosols (mists, fumes), generated by the material during the course of normal handling, may be damaging to the health of the individual.

There is some evidence to suggest that the material can cause respiratory irritation in some persons. The body's response to such irritation can cause further lung damage.

Inhalation hazard is increased at higher temperatures.

Inhaling high concentrations of mixed hydrocarbons can cause narcosis, with nausea, vomiting and lightheadedness. Low molecular weight (C2-C12) hydrocarbons can irritate mucous membranes and cause incoordination, giddiness, nausea, vertigo, confusion, headache, appetite loss, drowsiness, tremors and stupor. Massive exposures can lead to severe central nervous system depression, deep coma and death. Convulsions can occur due to brain irritation and/or lack of oxygen. Permanent scarring may occur, with epileptic seizures and brain bleeds occurring months after exposure. Respiratory system effects include inflammation of the lungs with oedema and bleeding. Lighter species mainly cause kidney and nerve damage; the heavier paraffins and olefins are especially irritant to the respiratory system. Alkenes produce pulmonary oedema at high concentrations. Liquid paraffins may produce sensation loss and depressant actions leading to weakness, dizziness, slow and shallow respiration, unconsciousness, convulsions and death. C5-7 paraffins may also produce multiple nerve damage. Aromatic hydrocarbons accumulate in lipid rich tissues (typically the brain, spinal cord and peripheral nerves) and may produce functional impairment manifested by nonspecific symptoms such as nausea, weakness, fatigue, vertigo; severe exposures may produce inebriation or unconsciousness. Many of the petroleum hydrocarbons can sensitise the heart and may cause ventricular fibrillation, leading to death.

Central nervous system (CNS) depression may include general discomfort, symptoms of giddiness, headache, dizziness, nausea, anaesthetic effects, slowed reaction time, slurred speech and may progress to unconsciousness. Serious poisonings may result in respiratory depression and may be fatal.

The use of a quantity of material in an unventilated or confined space may result in increased exposure and an irritating atmosphere developing.

Before starting consider control of exposure by mechanical ventilation.

**CHRONIC HEALTH EFFECTS**

■ Prolonged or repeated skin contact may cause drying with cracking, irritation and possible dermatitis following.

Substance accumulation, in the human body, may occur and may cause some concern following repeated or long-term occupational exposure.

Constant or exposure over long periods to mixed hydrocarbons may produce stupor with dizziness, weakness and visual disturbance, weight loss and anaemia, and reduced liver and kidney function. Skin exposure may result in drying and cracking and redness of the skin. Chronic exposure to lighter hydrocarbons can cause nerve damage, peripheral neuropathy, bone marrow dysfunction and psychiatric disorders as well as damage the liver and kidneys.

Chronic solvent inhalation exposures may result in nervous system impairment and liver and blood changes. [PATTYS].

**TOXICITY AND IRRITATION**

■ unless otherwise specified data extracted from RTECS - Register of Toxic Effects of Chemical Substances.

■ Lifetime exposure of rodents to gasoline produces carcinogenicity although the relevance to humans has been questioned. Gasoline induces kidney cancer in male rats as a consequence of accumulation of the alpha2-microglobulin protein in hyaline droplets in the male (but not female) rat kidney. Such abnormal accumulation represents lysosomal overload and leads to chronic renal tubular cell degeneration, accumulation of cell debris, mineralisation of renal medullary tubules and necrosis. A sustained regenerative proliferation occurs in epithelial cells with subsequent neoplastic transformation with continued exposure. The alpha2-microglobulin is produced under the influence of hormonal controls in male rats but not in females and, more importantly, not in humans.

**NAPHTHA PETROLEUM, HEAVY, HYDROTREATED:**

■ unless otherwise specified data extracted from RTECS - Register of Toxic Effects of Chemical Substances.

**TOXICITY**

Inhalation (rat) LC50: 3400 ppm/4h

Dermal (rat) LD50: 4000 mg/kg

Dermal (rat) LC50: 11 mg/l

Oral (rat) LD50: 8000 mg/kg

**IRRITATION**

None reported

[EXXON]

[CCINFO-Shell]

■ Lifetime exposure of rodents to gasoline produces carcinogenicity although the relevance to humans has been questioned. Gasoline induces kidney cancer in male rats as a consequence of accumulation of the alpha2-microglobulin protein in hyaline droplets in the male (but not female) rat kidney. Such abnormal accumulation represents lysosomal overload and leads to chronic renal tubular cell degeneration, accumulation of cell debris, mineralisation of renal medullary tubules and necrosis. A sustained



**DC652 EUROSTAR 65 2.1****Hazard Alert Code:  
MODERATE**

Chemwatch Material Safety Data Sheet (REVIEW)

Revision No: 2.0

Chemwatch 21-9381

Issue Date: 17-Nov-2009

CD 2009/3

regenerative proliferation occurs in epithelial cells with subsequent neoplastic transformation with continued exposure. The alpha2-microglobulin is produced under the influence of hormonal controls in male rats but not in females and, more importantly, not in humans.

**CARCINOGEN**

Gasoline (NB: Overall evaluation upgraded from 3 to 2B with supporting evidence from other relevant data)	International Agency for Research on Cancer (IARC) - Agents Reviewed by the IARC Monographs	Group 2B
Petroleum solvents	International Agency for Research on Cancer (IARC) - Agents Reviewed by the IARC Monographs	Group 3

**Section 12 - ECOLOGICAL INFORMATION**

Refer to data for ingredients, which follows:

DC652 EUROSTAR 65 2.1:

NAPHTHA PETROLEUM, HEAVY, HYDROTREATED:

■ For hydrocarbons:

Environmental fate:

The lower molecular weight hydrocarbons are expected to form a "slick" on the surface of waters after release in calm sea conditions. This is expected to evaporate and enter the atmosphere where it will be degraded through reaction with hydroxy radicals.

Some hydrocarbon will become associated with benthic sediments, and it is likely to be spread over a fairly wide area of sea floor. Marine sediments may be either aerobic or anaerobic. The material, in probability, is biodegradable, under aerobic conditions (isomerised olefins and alkenes show variable results). Evidence also suggests that the hydrocarbons may be degradable under anaerobic conditions although such degradation in benthic sediments may be a relatively slow process.

Under aerobic conditions hydrocarbons degrade to water and carbon dioxide, while under anaerobic processes they produce water, methane and carbon dioxide.

Alkenes have low log octanol/water partition coefficients (Kow) of about 1 and estimated bioconcentration factors (BCF) of about 10; aromatics have intermediate values (log Kow values of 2-3 and BCF values of 20-200), while C5 and greater alkanes have fairly high values (log Kow values of about 3-4.5 and BCF values of 100-1,500)

The estimated volatilisation half-lives for alkanes and benzene, toluene, ethylbenzene, xylene (BTEX) components were predicted as 7 days in ponds, 1.5 days in rivers, and 6 days in lakes. The volatilisation rate of naphthalene and its substituted derivatives were estimated to be slower

Indigenous microbes found in many natural settings (e.g., soils, groundwater, ponds) have been shown to be capable of degrading organic compounds. Unlike other fate processes that disperse contaminants in the environment, biodegradation can eliminate the contaminants without transferring them across media.

The final products of microbial degradation are carbon dioxide, water, and microbial biomass. The rate of hydrocarbon degradation depends on the chemical composition of the product released to the environment as well as site-specific environmental factors. Generally the straight chain hydrocarbons and the aromatics are degraded more readily than the highly branched aliphatic compounds. The n-alkanes, n-alkyl aromatics, and the aromatics in the C10-C22 range are the most readily biodegradable; n-alkanes, n-alkyl aromatics, and aromatics in the C5-C9 range are biodegradable at low concentrations by some microorganisms, but are generally preferentially removed by volatilisation and thus are unavailable in most environments; n-alkanes in the C1-C4 ranges are biodegradable only by a narrow range of specialised hydrocarbon degraders; and n-alkanes, n-alkyl aromatics, and aromatics above C22 are generally not available to degrading microorganisms. Hydrocarbons with condensed ring structures, such as PAHs with four or more rings, have been shown to be relatively resistant to biodegradation. PAHs with only 2 or 3 rings (e.g., naphthalene, anthracene) are more easily biodegraded. In almost all cases, the presence of oxygen is essential for effective biodegradation of oil. The ideal pH range to promote biodegradation is close to neutral (6-8). For most species, the optimal pH is slightly alkaline, that is, greater than 7.

All biological transformations are affected by temperature. Generally, as the temperature increases, biological activity tends to increase up to a temperature where enzyme denaturation occurs.

Atmospheric fate: Alkanes, isoalkanes, and cycloalkanes have half-lives on the order of 1-10 days, whereas alkenes, cycloalkenes, and substituted benzenes have half-lives of 1 day or less. Photochemical oxidation products include aldehydes, hydroxy compounds, nitro compounds, and peroxyacyl nitrates. Alkenes, certain substituted aromatics, and naphthalene are potentially susceptible to direct photolysis.

Ecotoxicity:

Based on test results, as well as theoretical considerations, the potential for bioaccumulation may be high. Toxic effects are often observed in species such as blue mussel, daphnia, freshwater green algae, marine copepods and amphipods.

The values of log Kow for individual hydrocarbons increase with increasing carbon number within homologous series of generic types. Quantitative structure activity relationships (QSAR), relating log Kow values of single hydrocarbons to toxicity, show that water solubility decreases more rapidly with increasing Kow than does the concentration causing effects. This relationship varies somewhat with species of hydrocarbon, but it follows that there is a log Kow limit for hydrocarbons, above which, they will not exhibit acute toxicity; this limit is at a log Kow value of about 4 to 5. It has been confirmed experimentally that for fish and invertebrates, paraffinic hydrocarbons with a carbon number of 10 or higher (log Kow >5) show no acute toxicity and that alkylbenzenes with a carbon number of 14 or greater (log Kow >5) similarly show no acute toxicity. QSAR equations for chronic toxicity also suggest that there should be a point where hydrocarbons with high log Kow values become so insoluble in water that they will not cause chronic toxicity, that is, that there is also a solubility cut-off for chronic toxicity. Thus, paraffinic hydrocarbons with carbon numbers of greater than 14 (log Kow >7.3) should show no measurable chronic toxicity.

DC652 EUROSTAR 65 2.1:

NAPHTHA PETROLEUM, HEAVY, HYDROTREATED:

■ Drinking Water Standards: hydrocarbon total: 10 ug/l (UK max.).

DC652 EUROSTAR 65 2.1:

■ DO NOT discharge into sewer or waterways.

NAPHTHA PETROLEUM, HEAVY, HYDROTREATED:

■ PAHs travel through the atmosphere as a gas or attached to dust particles. They are carried by air currents and deposited by dry or wet (rain, dew, etc) deposition. When deposited in water they sink to the bottom of lakes and rivers. Some will move though the

# DC652 EUROSTAR 65 2.1

Hazard Alert Code:  
**MODERATE**

Chemwatch Material Safety Data Sheet (REVIEW)

Revision No: 2.0

Chemwatch 21-9381

Issue Date: 17-Nov-2009

CD 2009/3

soil to contaminate groundwater.

Polycyclic aromatic hydrocarbons (PAHs) are ubiquitous in the marine environment, occurring at their highest environmental concentrations around urban centres.

Two factors, lipid and organic carbon, control to a large extent the partitioning behaviour of PAHs in sediment, water and tissue; the more hydrophobic a compound, the greater the partitioning to non-aqueous phases. These two factors, along with the octanol-water partition coefficient, are the best predictors of this partitioning and can be used to determine PAH behaviour and its bioavailability in the environment.

The lipid (fat) phase, of all organisms, contains the highest levels of PAHs: organic carbon associated with sediment or dissolved in water has a great influence on bioavailability resulting from its ability to adsorb.

Accumulation of PAHs occurs in all marine organisms; however there is a wide range in tissue concentrations resulting from variable environmental concentrations, level and time of exposure, and species ability to metabolize these compounds. PAHs generally partition in lipid-rich tissues and their metabolites are found in most tissues. In fish, bile and liver accumulate the highest levels of parent PAH and metabolites. In invertebrates, the highest concentrations can be found in the internal organs, such as the liver and pancreas; tissue concentrations appear to follow seasonal cycles which may be related to variations in lipid content or spawning cycles.

The primary mode of toxicity for PAHs in soil dwelling terrestrial invertebrates is non-specific non-polar narcosis. The uptake of PAHs by earthworms occurs primarily by direct contact with the soluble phase of soil solution (interstitial pore-water).

Microbial degradation of PAHs is a key process in soils. Biodegradation of PAHs may take place over a period of weeks to months. Mixed microbial populations in sediment/water systems may degrade some PAHs, with degradation progressively decreasing with increasing molecular weight. The rate of degradation is dependent on nutrient content and the bacterial community in soil.

PAHs in soils undergo a weathering process such that the lighter chain fractions are removed (primarily by volatilisation). Heavier fractions bind to soil organic matter and remain behind in the top soil horizon. As the mixture of PAHs age, bioavailability changes as the fraction remaining bind more tightly.

In general the more soluble a PAH, the higher the uptake by plants while the reverse is true for uptake by earthworms and uptake in the gastrointestinal tract of animals.

■ For petroleum derivatives:

Chemical analysis for all individual compounds in a petroleum bulk product released to the environment is generally unrealistic due to the complexity of these mixtures and the laboratory expense. Determining the chemical composition of a petroleum release is further complicated by hydrodynamic, abiotic, and biotic processes that act on the release to change the chemical character.

The longer the release is exposed to the environment, the greater the change in chemical character and the harder it is to obtain accurate analytical results reflecting the identity of the release. After extensive weathering, detailed knowledge of the original bulk product is often less valuable than current site-specific information on a more focused set of hydrocarbon components. Health assessment efforts are frequently frustrated by three primary problems: (1) the inability to identify and quantify the individual compounds released to the environment as a consequence of a petroleum spill; (2) the lack of information characterizing the fate of the individual compounds in petroleum mixtures; and (3) the lack of specific health guidance values for the majority of chemicals present in petroleum products. To define the public health implications associated with exposure to petroleum hydrocarbons, it is necessary to have a basic understanding of petroleum properties, compositions, and the physical, chemical, biological, and toxicological properties of the compounds most often identified as the key chemicals of concern.

Environmental fate:

Petroleum products released to the environment migrate through soil via two general pathways: (1) as bulk oil flow infiltrating the soil under the forces of gravity and capillary action, and (2) as individual compounds separating from the bulk petroleum mixture and dissolving in air or water. When bulk oil flow occurs, it results in little or no separation of the individual compounds from the product mixture and the infiltration rate is usually fast relative to the dissolution rate. Many compounds that are insoluble and immobile in water are soluble in bulk oil and will migrate along with the bulk oil flow. Factors affecting the rate of bulk oil infiltration include soil moisture content, vegetation, terrain, climate, rate of release (e.g., catastrophic versus slow leakage), soil particle size (e.g., sand versus clay), and oil viscosity (e.g., gasoline versus motor oil).

As bulk oil migrates through the soil column, a small amount of the product mass is retained by soil particles. The bulk product retained by the soil particles is known as "residual saturation".

Depending upon the persistence of the bulk oil, residual saturation can potentially reside in the soil for years. Residual saturation is important as it determines the degree of soil contamination and can act as a continuing source of contamination for individual compounds to separate from the bulk product and migrate independently in air or groundwater. Residual saturation is important as it determines the degree of soil contamination and can act as a continuing source of contamination for individual compounds to separate from the bulk product and migrate independently in air or groundwater. When the amount of product released to the environment is small relative to the volume of available soil, all of the product is converted to residual saturation and downward migration of the bulk product usually ceases prior to affecting groundwater resources. Adverse impacts to groundwater may still occur if rain water infiltrates through soil containing residual saturation and initiates the downward migration of individual compounds. When the amount of product released is large relative to the volume of available soil, the downward migration of bulk product ceases as water-saturated pore spaces are encountered. If the density of the bulk product is less than that of water, the product tends to "float" along the interface between the water saturated and unsaturated zones and spread horizontally in a pancake-like layer, usually in the direction of groundwater flow. Almost all motor and heating oils are less dense than water. If the density of the bulk product is greater than that of water, the product will continue to migrate downward through the water table aquifer under the continued influence of gravity. Downward migration ceases when the product is converted to residual saturation or when an impermeable surface is encountered.

As the bulk product migrates through the soil column, individual compounds may separate from the mixture and migrate independently. Chemical transport properties such as volatility, solubility, and sorption potential are often used to evaluate and predict which compounds will likely separate from the mixture. Since petroleum products are complex mixtures of hundreds of compounds, the compounds characterized by relatively high vapor pressures tend to volatilise and enter the vapor phase. The exact composition of these vapors depends on the composition of the original product. Using gasoline as an example, compounds such as butane, propane, benzene, toluene, ethylbenzene and xylene are preferentially volatilised. Because volatility represents transfer of the compound from the product or liquid phase to the air phase, it is expected that the concentration of that compound in the product or liquid phase will decrease as the concentration in the air phase increases.

In general, compounds having a vapor pressure in excess of 10-2 mm Hg are more likely to be present in the air phase than in the liquid phase. Compounds characterized by vapor pressures less than 10-7 mm Hg are more likely to be associated with the liquid phase. Compounds possessing vapor pressures that are less than 10-2 mm Hg, but greater than 10-7 mm Hg, will have a tendency to exist in both the air and the liquid phases.

Lighter petroleum products such as gasoline contain constituents with higher water solubility and volatility and lower sorption potential than heavier petroleum products such as fuel oil.

**DC652 EUROSTAR 65 2.1****Hazard Alert Code:  
MODERATE**

Chemwatch Material Safety Data Sheet (REVIEW)

Revision No: 2.0

Chemwatch 21-9381

Issue Date: 17-Nov-2009

CD 2009/3

Data compiled from gasoline spills and laboratory studies indicate that these light-fraction hydrocarbons tend to migrate readily through soil, potentially threatening or affecting groundwater supplies. In contrast, petroleum products with heavier molecular weight constituents, such as fuel oil, are generally more persistent in soils, due to their relatively low water solubility and volatility and high sorption capacity. Solubility generally decreases with increasing molecular weight of the hydrocarbon compounds. For compounds having similar molecular weights, the aromatic hydrocarbons are more water soluble and mobile in water than the aliphatic hydrocarbons and branched aliphatics are less water-soluble than straight-chained aliphatics. Aromatic compounds in petroleum fuels may comprise as much as 50% by weight; aromatic compounds in the C6-C13, range made up approximately 95% of the compounds dissolved in water.

Indigenous microbes found in many natural settings (e.g., soils, groundwater, ponds) have been shown to be capable of degrading organic compounds. Unlike other fate processes that disperse contaminants in the environment, biodegradation can eliminate the contaminants without transferring them across media.

The final products of microbial degradation are carbon dioxide, water, and microbial biomass. The rate of hydrocarbon degradation depends on the chemical composition of the product released to the environment as well as site-specific environmental factors. Generally the straight chain hydrocarbons and the aromatics are degraded more readily than the highly branched aliphatic compounds. The n-alkanes, n-alkyl aromatics, and the aromatics in the C10-C22 range are the most readily biodegradable; n-alkanes, n-alkyl aromatics, and aromatics in the C5-C9 range are biodegradable at low concentrations by some microorganisms, but are generally preferentially removed by volatilisation and thus are unavailable in most environments; n-alkanes in the C1-C4 ranges are biodegradable only by a narrow range of specialized hydrocarbon degraders; and n-alkanes, n-alkyl aromatics, and aromatics above C22 are generally not available to degrading microorganisms. Hydrocarbons with condensed ring structures, such as PAHs with four or more rings, have been shown to be relatively resistant to biodegradation. PAHs with only 2 or 3 rings (e.g., naphthalene, anthracene) are more easily biodegraded. PAHs with only 2 or 3 rings (e.g., naphthalene, anthracene) are more easily biodegraded. A large proportion of the water-soluble fraction of the petroleum product may be degraded as the compounds go into solution. As a result, the remaining product may become enriched in the alicyclics, the highly branched aliphatics, and PAHs with many fused rings.

In almost all cases, the presence of oxygen is essential for effective biodegradation of oil. Anaerobic decomposition of petroleum hydrocarbons leads to extremely low rates of degradation. The ideal pH range to promote biodegradation is close to neutral (6-8). For most species, the optimal pH is slightly alkaline, that is, greater than 7. The moisture content of the contaminated soil will affect biodegradation of oils due to dissolution of the residual compounds, dispersive actions, and the need for microbial metabolism to sustain high activity. The moisture content in soil affects microbial locomotion, solute diffusion, substrate supply, and the removal of metabolic by-products. Biodegradation rates in soils are also affected by the volume of product released to the environment. At concentrations of 0.5% of oil by volume, the degradation rate in soil is fairly independent of oil concentrations. However, as oil concentration rises, the first order degradation rate decreases and the oil degradation half-life increases. Ultimately, when the oil reaches saturation conditions in the soil (i.e., 30-50% oil), biodegradation virtually ceases.

Excessive moisture will limit the gaseous supply of oxygen for enhanced decomposition of petroleum hydrocarbons. Most studies indicate that optimum moisture content is within 50-70% of the water holding capacity.

All biological transformations are affected by temperature. Generally, as the temperature increases, biological activity tends to increase up to a temperature where enzyme denaturation occurs. The presence of oil should increase soil temperature, particularly at the surface. The darker color increases the heat capacity by adsorbing more radiation. The optimal temperature for biodegradation to occur ranges from 18 C to 30 C. Minimum rates would be expected at 5 C or lower.

**Ecotoxicity**

Ingredient	Persistence: Water/Soil	Persistence: Air	Bioaccumulation	Mobility
DC652 Eurostar 65 2.1 naphtha petroleum, heavy, hydrotreated		No data		
		No data		

**Section 13 - DISPOSAL CONSIDERATIONS**

■ Legislation addressing waste disposal requirements may differ by country, state and/ or territory. Each user must refer to laws operating in their area. In some areas, certain wastes must be tracked.

A Hierarchy of Controls seems to be common - the user should investigate:

- Reduction,
- Reuse
- Recycling
- Disposal (if all else fails)

This material may be recycled if unused, or if it has not been contaminated so as to make it unsuitable for its intended use. If it has been contaminated, it may be possible to reclaim the product by filtration, distillation or some other means. Shelf life considerations should also be applied in making decisions of this type. Note that properties of a material may change in use, and recycling or reuse may not always be appropriate.

- DO NOT allow wash water from cleaning or process equipment to enter drains.
- It may be necessary to collect all wash water for treatment before disposal.
- In all cases disposal to sewer may be subject to local laws and regulations and these should be considered first.
- Where in doubt contact the responsible authority.
- Recycle wherever possible or consult manufacturer for recycling options.
- Consult State Land Waste Authority for disposal.
- Bury or incinerate residue at an approved site.
- Recycle containers if possible, or dispose of in an authorised landfill.

# DC652 EUROSTAR 65 2.1

Hazard Alert Code:  
**MODERATE**

Chemwatch Material Safety Data Sheet (REVIEW)

Revision No: 2.0

Chemwatch 21-9381

Issue Date: 17-Nov-2009

CD 2009/3

## Section 14 - TRANSPORTATION INFORMATION



Labels Required: COMBUSTIBLE LIQUID, regulated under AS1940 for Bulk Storage purposes only.  
HAZCHEM: None (ADG7)  
NOT REGULATED FOR TRANSPORT OF DANGEROUS GOODS: ADG7, UN, IATA, IMDG

## Section 15 - REGULATORY INFORMATION

### POISONS SCHEDULE

None

### REGULATIONS

Regulations for ingredients

**naphtha petroleum, heavy, hydrotreated (CAS: 64742-48-9) is found on the following regulatory lists;**  
"Australia Hazardous Substances", "Australia High Volume Industrial Chemical List (HVICL)", "Australia Inventory of Chemical Substances (AICS)", "International Council of Chemical Associations (ICCA) - High Production Volume List", "OECD Representative List of High Production Volume (HPV) Chemicals"

**No data for DC652 Eurostar 65 2.1 (CW: 21-9381)**

## Section 16 - OTHER INFORMATION

■ Classification of the preparation and its individual components has drawn on official and authoritative sources as well as independent review by the Chemwatch Classification committee using available literature references.

A list of reference resources used to assist the committee may be found at:  
[www.chemwatch.net/references](http://www.chemwatch.net/references).

■ The (M)SDS is a Hazard Communication tool and should be used to assist in the Risk Assessment. Many factors determine whether the reported Hazards are Risks in the workplace or other settings. Risks may be determined by reference to Exposures Scenarios. Scale of use, frequency of use and current or available engineering controls must be considered.

*This document is copyright. Apart from any fair dealing for the purposes of private study, research, review or criticism, as permitted under the Copyright Act, no part may be reproduced by any process without written permission from CHEMWATCH. TEL (+61 3) 9572 4700.*

Issue Date: 17-Nov-2009

Print Date: 2-Dec-2009